

Product Guide

DRIVE RITE™ Industrial V-Belts



DRIVE RITE - Table of Contents



V-Belt **DRIVE RITE**

Z-A-B-C-D-E

DRIVE RITE Classical

Wrapped classical V-Belt.

Product Description 2
Size List 3



V-Belt **DRIVE RITE**

3V-5V-8V

DRIVE RITE Narrow

Designed for lower cost, more compact multiple-belt drives.

Product Description 24
Size List 25



V-Belt **DRIVE RITE**

SPZ-SPA-SPB-SPC

DRIVE RITE Wedge

Wrap design for lower cost, more compact multiple-belt drives. Metric design.

Product Description 29
Size List 30



V-Belt Raw Edge **DRIVE RITE**

ZX-AX-BX-CX

DRIVE RITE X Classical

Energy Saver! Up to 4-1/2% more efficient than ordinary belts.

Product Description 43
Size List 44



V-Belt Raw Edge **DRIVE RITE**

3VX-5VX-8VX

DRIVE RITE X Narrow

Higher HP and longer life for maximum savings. Compact and very efficient operation.

Product Description 65
Size List 66



V-Belt Raw Edge **DRIVE RITE**

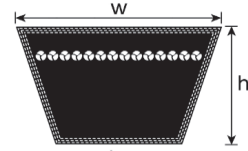
XPZ-XPA-XPB-XPC

DRIVE RITE X Wedge

More efficient than ordinary belts. Metric raw edge design.

Product Description 65
Size List 79

DRIVE RITE Classical - Product Description



Metric			
Section	W - Width (mm)	H - Height (mm)	Weight (Kg/m)
Z	10	6	0.063
A	13	8	0.115
B	17	11	0.193
C	22	14	0.32
D	32	19	0.669
E	38	25	0.945

Imperial			
Section	W - Width (in)	H - Height (in)	Weight (lb/inches)
Z	25/64	15/64	0.0035
A	1/2	5/16	0.006
B	21/32	13/32	0.011
C	7/8	17/32	0.018
D	1-1/4	3/4	0.037
E	1-1/2	1	0.053

V-Belt Wrapped

Part Number Description: **A120DR**

A: Profile (13mm X 8mm)

120: Internal Length (inches)

DR: Drive Rite

Features and Benefits:

Fabric Cover: PET/Cotton, CR Impregnated

- Abrasion, wear and Oil Resistance
- Static Conductivity: ISO 1813

Tension Cords: Polyester (PET)

- Good Dimensional stability

Compression Rubber: SBR/NR Rubber blend

- Resistant to bending stress
- Oil and Heat resistance Temperature Range: -35 To +70 C° / -31 To 160 F°

Matching Length Tolerances: ISO 4184

Best Value Cost/Performance

Markets and Applications:

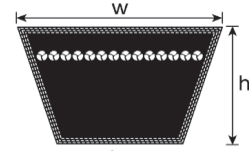
Suitable for all Industrial applications

Pulley Standards: DIN2217 - ISO 4183

DRIVE RITE Classical - Size List



V-Belt



Metric			
Section	W - Width (mm)	H - Height (mm)	Weight (Kg/m)
Z	10	6	0.063
A	13	8	0.115
B	17	11	0.193
C	22	14	0.32
D	32	19	0.669
E	38	25	0.945

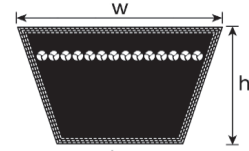
Imperial			
Section	W - Width (in)	H - Height (in)	Weight (lb/inches)
Z	25/64	15/64	0.0035
A	1/2	5/16	0.006
B	21/32	13/32	0.011
C	7/8	17/32	0.018
D	1-1/4	3/4	0.037
E	1-1/2	1	0.053

DAYCO Part Nr	Section	Li Inside length (mm)	Ld Datum length (mm)	Li Inside length (in)	Ld Datum length (in)	Weight (Kg)	Weight (lbs)
Z16DR	Z	406	431	16.00	17.00	0.03	0.06
Z18DR	Z	457	483	18.00	19.00	0.03	0.07
Z19DR	Z	483	508	19.00	20.00	0.03	0.07
Z19.5DR	Z	495	521	19.50	20.50	0.03	0.07
Z20DR	Z	508	533	20.00	21.00	0.03	0.08
Z20.5DR	Z	521	546	20.50	21.50	0.04	0.08
Z21DR	Z	533	558	21.00	22.00	0.04	0.08
Z21.5DR	Z	546	572	21.50	22.50	0.04	0.08
Z22DR	Z	559	584	22.00	23.00	0.04	0.08
Z23DR	Z	584	609	23.00	24.00	0.04	0.09
Z23.5DR	Z	597	622	23.50	24.50	0.04	0.09
Z24DR	Z	610	635	24.00	25.00	0.04	0.09
Z25DR	Z	635	660	25.00	26.00	0.04	0.09
Z25.5DR	Z	648	673	25.50	26.50	0.04	0.09
Z26DR	Z	660	685	26.00	27.00	0.04	0.10
Z26.5DR	Z	673	698	26.50	27.50	0.04	0.10
Z27DR	Z	686	711	27.00	28.00	0.05	0.10
Z27.5DR	Z	699	724	27.50	28.50	0.05	0.10
Z28DR	Z	711	736	28.00	29.00	0.05	0.10
Z28.5DR	Z	724	749	28.50	29.50	0.05	0.10
Z29DR	Z	737	762	29.00	30.00	0.05	0.11
Z29.5DR	Z	749	774	29.50	30.50	0.05	0.11
Z30DR	Z	762	787	30.00	31.00	0.05	0.11
Z30.25DR	Z	768	794	30.25	31.25	0.05	0.11
Z30.5DR	Z	775	800	30.50	31.50	0.05	0.11
Z30.75DR	Z	781	806	30.75	31.75	0.05	0.11
Z31DR	Z	787	812	31.00	32.00	0.05	0.11
Z31.5DR	Z	800	826	31.50	32.50	0.05	0.12
Z32DR	Z	813	838	32.00	33.00	0.05	0.12
Z32.5DR	Z	826	851	32.50	33.50	0.05	0.12
Z33DR	Z	838	863	33.00	34.00	0.06	0.12
Z33.5DR	Z	851	876	33.50	34.50	0.06	0.12
Z34DR	Z	864	889	34.00	35.00	0.06	0.13
Z34.25DR	Z	870	895	34.25	35.25	0.06	0.13
Z34.5DR	Z	876	901	34.50	35.50	0.06	0.13
Z35DR	Z	889	914	35.00	36.00	0.06	0.13
Z35.5DR	Z	902	927	35.50	36.50	0.06	0.13

DRIVE RITE Classical - Size List



V-Belt **DRIVE RITE**



Metric			
Section	W - Width (mm)	H - Height (mm)	Weight (Kg/m)
Z	10	6	0.063
A	13	8	0.115
B	17	11	0.193
C	22	14	0.32
D	32	19	0.669
E	38	25	0.945

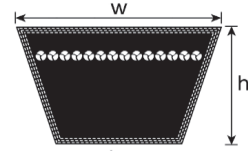
Imperial			
Section	W - Width (in)	H - Height (in)	Weight (lb/inches)
Z	25/64	15/64	0.0035
A	1/2	5/16	0.006
B	21/32	13/32	0.011
C	7/8	17/32	0.018
D	1-1/4	3/4	0.037
E	1-1/2	1	0.053

DAYCO Part Nr	Section	Li Inside length (mm)	Ld Datum length (mm)	Li Inside length (in)	Ld Datum length (in)	Weight (Kg)	Weight (lbs)
Z36DR	Z	914	939	36.00	37.00	0.06	0.13
Z36.5DR	Z	927	952	36.50	37.50	0.06	0.13
Z36.75DR	Z	933	959	36.75	37.75	0.06	0.13
Z37DR	Z	940	965	37.00	38.00	0.06	0.14
Z37.5DR	Z	953	978	37.50	38.50	0.06	0.14
Z38DR	Z	965	990	38.00	39.00	0.06	0.14
Z38.25DR	Z	972	997	38.25	39.25	0.06	0.14
Z38.5DR	Z	978	1003	38.50	39.50	0.06	0.14
Z39DR	Z	991	1016	39.00	40.00	0.06	0.14
Z39.5DR	Z	1003	1028	39.50	40.50	0.07	0.14
Z40DR	Z	1016	1041	40.00	41.00	0.07	0.15
Z40.5DR	Z	1029	1054	40.50	41.50	0.07	0.15
Z41DR	Z	1041	1066	41.00	42.00	0.07	0.15
Z41.5DR	Z	1054	1079	41.50	42.50	0.07	0.15
Z42DR	Z	1067	1092	42.00	43.00	0.07	0.15
Z42.5DR	Z	1080	1105	42.50	43.50	0.07	0.16
Z43DR	Z	1092	1117	43.00	44.00	0.07	0.16
Z43.25DR	Z	1099	1124	43.25	44.25	0.07	0.16
Z44DR	Z	1118	1143	44.00	45.00	0.07	0.16
Z45DR	Z	1143	1168	45.00	46.00	0.07	0.16
Z45.5DR	Z	1156	1181	45.50	46.50	0.08	0.17
Z46DR	Z	1168	1193	46.00	47.00	0.08	0.17
Z46.5DR	Z	1181	1206	46.50	47.50	0.08	0.17
Z47DR	Z	1194	1219	47.00	48.00	0.08	0.17
Z48DR	Z	1219	1244	48.00	49.00	0.08	0.17
Z48.5DR	Z	1232	1257	48.50	49.50	0.08	0.18
Z49DR	Z	1245	1270	49.00	50.00	0.08	0.18
Z50DR	Z	1270	1295	50.00	51.00	0.08	0.18
Z51DR	Z	1295	1320	51.00	52.00	0.08	0.19
Z52DR	Z	1321	1346	52.00	53.00	0.09	0.19
Z53DR	Z	1346	1371	53.00	54.00	0.09	0.19
Z54DR	Z	1372	1397	54.00	55.00	0.09	0.20
Z55DR	Z	1397	1422	55.00	56.00	0.09	0.20
Z56DR	Z	1422	1447	56.00	57.00	0.09	0.20
Z57DR	Z	1448	1473	57.00	58.00	0.09	0.21
Z58DR	Z	1473	1498	58.00	59.00	0.10	0.21
Z59DR	Z	1499	1524	59.00	60.00	0.10	0.21

DRIVE RITE Classical - Size List



V-Belt **DRIVE RITE**



Metric			
Section	W - Width (mm)	H - Height (mm)	Weight (Kg/m)
Z	10	6	0.063
A	13	8	0.115
B	17	11	0.193
C	22	14	0.32
D	32	19	0.669
E	38	25	0.945

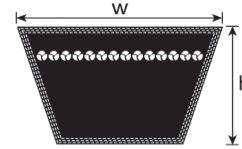
Imperial			
Section	W - Width (in)	H - Height (in)	Weight (lb/inches)
Z	25/64	15/64	0.0035
A	1/2	5/16	0.006
B	21/32	13/32	0.011
C	7/8	17/32	0.018
D	1-1/4	3/4	0.037
E	1-1/2	1	0.053

DAYCO Part Nr	Section	Li Inside length (mm)	Ld Datum length (mm)	Li Inside length (in)	Ld Datum length (in)	Weight (Kg)	Weight (lbs)
Z59.5DR	Z	1511	1537	59.50	60.50	0.10	0.22
Z60DR	Z	1524	1549	60.00	61.00	0.10	0.22
Z61DR	Z	1549	1574	61.00	62.00	0.10	0.22
Z62DR	Z	1575	1600	62.00	63.00	0.10	0.22
Z63DR	Z	1600	1625	63.00	64.00	0.10	0.23
Z64DR	Z	1626	1651	64.00	65.00	0.10	0.23
Z65DR	Z	1651	1676	65.00	66.00	0.11	0.23
Z66DR	Z	1676	1701	66.00	67.00	0.11	0.24
Z67DR	Z	1702	1727	67.00	68.00	0.11	0.24
Z68DR	Z	1727	1752	68.00	69.00	0.11	0.25
Z68.5DR	Z	1740	1765	68.50	69.50	0.12	0.25
Z69DR	Z	1753	1778	69.00	70.00	0.11	0.25
Z70DR	Z	1778	1803	70.00	71.00	0.11	0.25
Z71DR	Z	1803	1828	71.00	72.00	0.12	0.26
Z79DR	Z	2007	2032	79.00	80.00	0.13	0.28
A16DR	A	406	439	16.00	17.30	0.05	0.11
A17DR	A	432	465	17.00	18.30	0.05	0.12
A18DR	A	457	490	18.00	19.30	0.06	0.13
A19DR	A	483	516	19.00	20.30	0.06	0.14
A20DR	A	508	541	20.00	21.30	0.06	0.14
A21DR	A	533	566	21.00	22.30	0.07	0.15
A22DR	A	559	592	22.00	23.30	0.07	0.15
A23DR	A	584	617	23.00	24.30	0.07	0.16
A23.5DR	A	597	630	23.50	24.80	0.07	0.16
A24DR	A	610	643	24.00	25.30	0.08	0.17
A24.5DR	A	622	655	24.50	25.80	0.08	0.16
A25DR	A	635	668	25.00	26.30	0.08	0.17
A25.5DR	A	648	681	25.50	26.80	0.08	0.17
A26DR	A	660	693	26.00	27.30	0.08	0.18
A26.5DR	A	673	706	26.50	27.80	0.08	0.18
A27DR	A	686	719	27.00	28.30	0.08	0.19
A27.5DR	A	699	732	27.50	28.80	0.09	0.19
A28DR	A	711	744	28.00	29.30	0.09	0.19
A28.5DR	A	724	757	28.50	29.80	0.09	0.20
A29DR	A	737	770	29.00	30.30	0.09	0.20
A29.5DR	A	749	782	29.50	30.80	0.09	0.20
A30DR	A	762	795	30.00	31.30	0.09	0.21

DRIVE RITE Classical - Size List



V-Belt **DRIVE RITE**



Metric			
Section	W - Width (mm)	H - Height (mm)	Weight (Kg/m)
Z	10	6	0.063
A	13	8	0.115
B	17	11	0.193
C	22	14	0.32
D	32	19	0.669
E	38	25	0.945

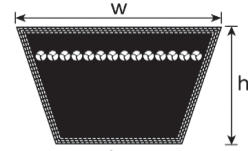
Imperial			
Section	W - Width (in)	H - Height (in)	Weight (lb/inches)
Z	25/64	15/64	0.0035
A	1/2	5/16	0.006
B	21/32	13/32	0.011
C	7/8	17/32	0.018
D	1-1/4	3/4	0.037
E	1-1/2	1	0.053

DAYCO Part Nr	Section	Li Inside length (mm)	Ld Datum length (mm)	Li Inside length (in)	Ld Datum length (in)	Weight (Kg)	Weight (lbs)
A30.5DR	A	775	808	30.50	31.80	0.09	0.21
A31DR	A	787	820	31.00	32.30	0.10	0.21
A31.5DR	A	800	833	31.50	32.80	0.10	0.22
A32DR	A	813	846	32.00	33.30	0.10	0.22
A32.5DR	A	826	859	32.50	33.80	0.10	0.22
A33DR	A	838	871	33.00	34.30	0.10	0.23
A33.5DR	A	851	884	33.50	34.80	0.10	0.23
A34DR	A	864	897	34.00	35.30	0.11	0.23
A34.5DR	A	876	909	34.50	35.80	0.11	0.23
A35DR	A	889	922	35.00	36.30	0.11	0.24
A35.5DR	A	902	935	35.50	36.80	0.11	0.24
A36DR	A	914	947	36.00	37.30	0.11	0.24
A36.5DR	A	927	960	36.50	37.80	0.11	0.24
A37DR	A	940	973	37.00	38.30	0.11	0.25
A37.25DR	A	946	979	37.25	38.55	0.11	0.25
A37.5DR	A	953	986	37.50	38.80	0.12	0.25
A38DR	A	965	998	38.00	39.30	0.12	0.26
A38.25DR	A	972	1005	38.25	39.55	0.12	0.26
A38.5DR	A	978	1011	38.50	39.80	0.12	0.26
A39DR	A	991	1024	39.00	40.30	0.12	0.26
A39.5DR	A	1003	1036	39.50	40.80	0.12	0.27
A40DR	A	1016	1049	40.00	41.30	0.12	0.27
A40.5DR	A	1029	1062	40.50	41.80	0.12	0.27
A41DR	A	1041	1074	41.00	42.30	0.13	0.28
A41.25DR	A	1048	1081	41.25	42.55	0.13	0.28
A41.5DR	A	1054	1087	41.50	42.80	0.13	0.28
A42DR	A	1067	1100	42.00	43.30	0.13	0.28
A42.25DR	A	1073	1106	42.25	43.55	0.13	0.28
A42.5DR	A	1080	1113	42.50	43.80	0.13	0.29
A43DR	A	1092	1125	43.00	44.30	0.13	0.29
A43.5DR	A	1105	1138	43.50	44.80	0.13	0.29
A43.75DR	A	1111	1144	43.75	45.05	0.13	0.29
A44DR	A	1118	1151	44.00	45.30	0.13	0.30
A44.5DR	A	1130	1163	44.50	45.80	0.14	0.30
A45DR	A	1143	1176	45.00	46.30	0.14	0.30
A45.25DR	A	1149	1182	45.25	46.55	0.14	0.30
A45.5DR	A	1156	1189	45.50	46.80	0.14	0.30

DRIVE RITE Classical - Size List



V-Belt **DRIVE RITE**



Metric			
Section	W - Width (mm)	H - Height (mm)	Weight (Kg/m)
Z	10	6	0.063
A	13	8	0.115
B	17	11	0.193
C	22	14	0.32
D	32	19	0.669
E	38	25	0.945

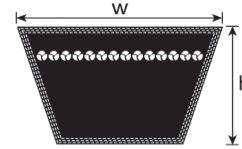
Imperial			
Section	W - Width (in)	H - Height (in)	Weight (lb/inches)
Z	25/64	15/64	0.0035
A	1/2	5/16	0.006
B	21/32	13/32	0.011
C	7/8	17/32	0.018
D	1-1/4	3/4	0.037
E	1-1/2	1	0.053

DAYCO Part Nr	Section	Li Inside length (mm)	Ld Datum length (mm)	Li Inside length (in)	Ld Datum length (in)	Weight (Kg)	Weight (lbs)
A46DR	A	1168	1201	46.00	47.30	0.14	0.31
A46.5DR	A	1181	1214	46.50	47.80	0.14	0.31
A47DR	A	1194	1227	47.00	48.30	0.14	0.32
A47.5DR	A	1207	1240	47.50	48.80	0.14	0.32
A48DR	A	1219	1252	48.00	49.30	0.15	0.32
A49DR	A	1245	1278	49.00	50.30	0.15	0.33
A50DR	A	1270	1303	50.00	51.30	0.15	0.33
A50.25DR	A	1276	1309	50.25	51.55	0.15	0.34
A51DR	A	1295	1328	51.00	52.30	0.15	0.34
A52DR	A	1321	1354	52.00	53.30	0.16	0.35
A52.5DR	A	1334	1367	52.50	53.80	0.16	0.35
A53DR	A	1346	1379	53.00	54.30	0.16	0.35
A54DR	A	1372	1405	54.00	55.30	0.16	0.36
A55DR	A	1397	1430	55.00	56.30	0.17	0.37
A56DR	A	1422	1455	56.00	57.30	0.17	0.37
A57DR	A	1448	1481	57.00	58.30	0.17	0.38
A58DR	A	1473	1506	58.00	59.30	0.18	0.39
A59DR	A	1499	1532	59.00	60.30	0.18	0.39
A60DR	A	1524	1557	60.00	61.30	0.18	0.40
A61DR	A	1549	1582	61.00	62.30	0.18	0.41
A62DR	A	1575	1608	62.00	63.30	0.19	0.41
A63DR	A	1600	1633	63.00	64.30	0.19	0.42
A64DR	A	1626	1659	64.00	65.30	0.19	0.42
A65DR	A	1651	1684	65.00	66.30	0.20	0.43
A66DR	A	1676	1709	66.00	67.30	0.20	0.44
A67DR	A	1702	1735	67.00	68.30	0.20	0.44
A68DR	A	1727	1760	68.00	69.30	0.20	0.45
A69DR	A	1753	1786	69.00	70.30	0.21	0.46
A70DR	A	1778	1811	70.00	71.30	0.21	0.46
A71DR	A	1803	1836	71.00	72.30	0.21	0.47
A72DR	A	1829	1862	72.00	73.30	0.22	0.48
A73DR	A	1854	1887	73.00	74.30	0.22	0.48
A73.5DR	A	1867	1900	73.50	74.80	0.22	0.49
A74DR	A	1880	1913	74.00	75.30	0.22	0.49
A75DR	A	1905	1938	75.00	76.30	0.22	0.50
A76DR	A	1930	1963	76.00	77.30	0.23	0.50
A76.75DR	A	1949	1982	76.75	78.05	0.23	0.51

DRIVE RITE Classical - Size List



V-Belt **DRIVE RITE**



Metric			
Section	W - Width (mm)	H - Height (mm)	Weight (Kg/m)
Z	10	6	0.063
A	13	8	0.115
B	17	11	0.193
C	22	14	0.32
D	32	19	0.669
E	38	25	0.945

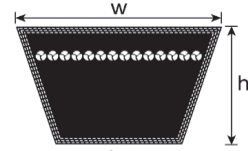
Imperial			
Section	W - Width (in)	H - Height (in)	Weight (lb/inches)
Z	25/64	15/64	0.0035
A	1/2	5/16	0.006
B	21/32	13/32	0.011
C	7/8	17/32	0.018
D	1-1/4	3/4	0.037
E	1-1/2	1	0.053

DAYCO Part Nr	Section	Li Inside length (mm)	Ld Datum length (mm)	Li Inside length (in)	Ld Datum length (in)	Weight (Kg)	Weight (lbs)
A77DR	A	1956	1989	77.00	78.30	0.23	0.51
A77.5DR	A	1969	2002	77.50	78.80	0.23	0.51
A78DR	A	1981	2014	78.00	79.30	0.23	0.51
A79DR	A	2007	2040	79.00	80.30	0.24	0.52
A80DR	A	2032	2065	80.00	81.30	0.24	0.53
A81DR	A	2057	2090	81.00	82.30	0.24	0.53
A82DR	A	2083	2116	82.00	83.30	0.25	0.54
A83DR	A	2108	2141	83.00	84.30	0.25	0.55
A84DR	A	2134	2167	84.00	85.30	0.25	0.55
A85DR	A	2159	2192	85.00	86.30	0.25	0.56
A86DR	A	2184	2217	86.00	87.30	0.26	0.57
A86.5DR	A	2197	2230	86.50	87.80	0.26	0.57
A87DR	A	2210	2243	87.00	88.30	0.26	0.57
A88DR	A	2235	2268	88.00	89.30	0.26	0.58
A89DR	A	2261	2294	89.00	90.30	0.27	0.59
A90DR	A	2286	2319	90.00	91.30	0.27	0.59
A91DR	A	2311	2344	91.00	92.30	0.27	0.60
A91.5DR	A	2324	2357	91.50	92.80	0.27	0.60
A92DR	A	2337	2370	92.00	93.30	0.27	0.61
A93DR	A	2362	2395	93.00	94.30	0.28	0.61
A94DR	A	2388	2421	94.00	95.30	0.28	0.62
A95DR	A	2413	2446	95.00	96.30	0.28	0.62
A96DR	A	2438	2471	96.00	97.30	0.29	0.63
A96.5DR	A	2451	2484	96.50	97.80	0.29	0.63
A97DR	A	2464	2497	97.00	98.30	0.29	0.64
A98DR	A	2489	2522	98.00	99.30	0.29	0.64
A99DR	A	2515	2548	99.00	100.30	0.29	0.65
A100DR	A	2540	2573	100.00	101.30	0.30	0.66
A101DR	A	2565	2598	101.00	102.30	0.30	0.66
A102DR	A	2591	2624	102.00	103.30	0.30	0.67
A103DR	A	2616	2649	103.00	104.30	0.31	0.68
A104DR	A	2642	2675	104.00	105.30	0.31	0.68
A105DR	A	2667	2700	105.00	106.30	0.31	0.69
A106DR	A	2692	2725	106.00	107.30	0.32	0.70
A107DR	A	2718	2751	107.00	108.30	0.32	0.70
A108DR	A	2743	2776	108.00	109.30	0.32	0.71
A109DR	A	2769	2802	109.00	110.30	0.33	0.76

DRIVE RITE Classical - Size List



V-Belt



Metric			
Section	W - Width (mm)	H - Height (mm)	Weight (Kg/m)
Z	10	6	0.063
A	13	8	0.115
B	17	11	0.193
C	22	14	0.32
D	32	19	0.669
E	38	25	0.945

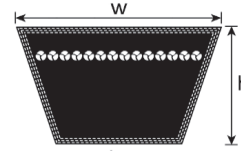
Imperial			
Section	W - Width (in)	H - Height (in)	Weight (lb/inches)
Z	25/64	15/64	0.0035
A	1/2	5/16	0.006
B	21/32	13/32	0.011
C	7/8	17/32	0.018
D	1-1/4	3/4	0.037
E	1-1/2	1	0.053

DAYCO Part Nr	Section	Li Inside length (mm)	Ld Datum length (mm)	Li Inside length (in)	Ld Datum length (in)	Weight (Kg)	Weight (lbs)
A110DR	A	2794	2827	110.00	111.30	0.33	0.72
A112DR	A	2845	2878	112.00	113.30	0.33	0.73
A113DR	A	2870	2903	113.00	114.30	0.34	0.74
A114DR	A	2896	2929	114.00	115.30	0.34	0.75
A115DR	A	2921	2954	115.00	116.30	0.34	0.75
A116DR	A	2946	2979	116.00	117.30	0.34	0.76
A117DR	A	2972	3005	117.00	118.30	0.35	0.77
A118DR	A	2997	3030	118.00	119.30	0.35	0.77
A120DR	A	3048	3081	120.00	121.30	0.36	0.79
A123DR	A	3124	3157	123.00	124.30	0.37	0.80
A124DR	A	3150	3183	124.00	125.30	0.37	0.81
A125DR	A	3175	3208	125.00	126.30	0.37	0.82
A126DR	A	3200	3233	126.00	127.30	0.37	0.82
A127DR	A	3226	3259	127.00	128.30	0.38	0.83
A128DR	A	3251	3284	128.00	129.30	0.38	0.84
A130DR	A	3302	3335	130.00	131.30	0.39	0.85
A132DR	A	3353	3386	132.00	133.30	0.39	0.86
A133DR	A	3378	3411	133.00	134.30	0.39	0.87
A134DR	A	3404	3437	134.00	135.30	0.40	0.88
A136DR	A	3454	3487	136.00	137.30	0.40	0.89
A137DR	A	3480	3513	137.00	138.30	0.41	0.89
A140DR	A	3556	3589	140.00	141.30	0.41	0.91
A144DR	A	3658	3691	144.00	145.30	0.43	0.94
A148DR	A	3759	3792	148.00	149.30	0.44	0.97
A150DR	A	3810	3843	150.00	151.30	0.44	0.98
A152DR	A	3861	3894	152.00	153.30	0.45	0.99
A155DR	A	3937	3970	155.00	156.30	0.46	1.01
A156DR	A	3962	3995	156.00	157.30	0.46	1.02
A158DR	A	4013	4046	158.00	159.30	0.47	1.03
A160DR	A	4064	4097	160.00	161.30	0.47	1.04
A162DR	A	4115	4148	162.00	163.30	0.48	1.06
A165DR	A	4191	4224	165.00	166.30	0.49	1.08
A166DR	A	4216	4249	166.00	167.30	0.49	1.08
A167DR	A	4242	4275	167.00	168.30	0.49	1.09
A173DR	A	4394	4427	173.00	174.30	0.51	1.13
A177DR	A	4496	4529	177.00	178.30	0.55	1.18
A180DR	A	4572	4605	180.00	181.30	0.53	1.17

DRIVE RITE Classical - Size List



V-Belt



Metric			
Section	W - Width (mm)	H - Height (mm)	Weight (Kg/m)
Z	10	6	0.063
A	13	8	0.115
B	17	11	0.193
C	22	14	0.32
D	32	19	0.669
E	38	25	0.945

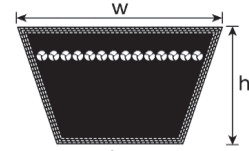
Imperial			
Section	W - Width (in)	H - Height (in)	Weight (lb/inches)
Z	25/64	15/64	0.0035
A	1/2	5/16	0.006
B	21/32	13/32	0.011
C	7/8	17/32	0.018
D	1-1/4	3/4	0.037
E	1-1/2	1	0.053

DAYCO Part Nr	Section	Li Inside length (mm)	Ld Datum length (mm)	Li Inside length (in)	Ld Datum length (in)	Weight (Kg)	Weight (lbs)
A187DR	A	4750	4783	187.00	188.30	0.55	1.22
A197DR	A	5004	5037	197.00	198.30	0.58	1.28
A236.5DR	A	6007	6040	236.50	237.80	0.71	1.66
B22DR	B	559	599	22.00	23.55	0.12	0.27
B22.5DR	B	572	611	22.50	24.05	0.12	0.25
B23DR	B	584	624	23.00	24.55	0.13	0.28
B24DR	B	610	650	24.00	25.55	0.13	0.29
B25DR	B	635	675	25.00	26.55	0.14	0.30
B26DR	B	660	700	26.00	27.55	0.14	0.31
B27DR	B	686	726	27.00	28.55	0.15	0.32
B28DR	B	711	751	28.00	29.55	0.15	0.33
B29DR	B	737	777	29.00	30.55	0.16	0.34
B30DR	B	762	802	30.00	31.55	0.16	0.35
B31DR	B	787	827	31.00	32.55	0.17	0.36
B32DR	B	813	853	32.00	33.55	0.17	0.38
B32.5DR	B	826	866	32.50	34.05	0.17	0.38
B33DR	B	838	878	33.00	34.55	0.18	0.39
B33.5DR	B	851	891	33.50	35.05	0.18	0.39
B34DR	B	864	904	34.00	35.55	0.18	0.40
B34.5DR	B	876	916	34.50	36.05	0.18	0.40
B35DR	B	889	929	35.00	36.55	0.18	0.41
B35.5DR	B	902	942	35.50	37.05	0.19	0.41
B36DR	B	914	954	36.00	37.55	0.19	0.42
B36.5DR	B	927	967	36.50	38.05	0.19	0.42
B37DR	B	940	980	37.00	38.55	0.19	0.43
B37.5DR	B	953	993	37.50	39.05	0.20	0.43
B38DR	B	965	1005	38.00	39.55	0.20	0.44
B38.5DR	B	978	1018	38.50	40.05	0.20	0.45
B39DR	B	991	1031	39.00	40.55	0.20	0.45
B39.5DR	B	1003	1043	39.50	41.05	0.21	0.46
B40DR	B	1016	1056	40.00	41.55	0.21	0.46
B40.25DR	B	1022	1062	40.25	41.80	0.21	0.46
B40.5DR	B	1029	1068	40.50	42.05	0.21	0.45
B41DR	B	1041	1081	41.00	42.55	0.21	0.47
B41.25DR	B	1048	1088	41.25	42.80	0.22	0.48
B42DR	B	1067	1107	42.00	43.55	0.22	0.48
B42.5DR	B	1080	1120	42.50	44.05	0.22	0.49

DRIVE RITE Classical - Size List



V-Belt **DRIVE RITE**



Metric			
Section	W - Width (mm)	H - Height (mm)	Weight (Kg/m)
Z	10	6	0.063
A	13	8	0.115
B	17	11	0.193
C	22	14	0.32
D	32	19	0.669
E	38	25	0.945

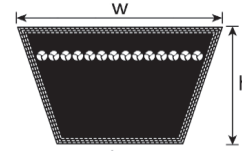
Imperial			
Section	W - Width (in)	H - Height (in)	Weight (lb/inches)
Z	25/64	15/64	0.0035
A	1/2	5/16	0.006
B	21/32	13/32	0.011
C	7/8	17/32	0.018
D	1-1/4	3/4	0.037
E	1-1/2	1	0.053

DAYCO Part Nr	Section	Li Inside length (mm)	Ld Datum length (mm)	Li Inside length (in)	Ld Datum length (in)	Weight (Kg)	Weight (lbs)
B43DR	B	1092	1132	43.00	44.55	0.22	0.49
B43.25DR	B	1099	1139	43.25	44.80	0.23	0.50
B43.5DR	B	1105	1145	43.50	45.05	0.23	0.50
B44DR	B	1118	1158	44.00	45.55	0.23	0.51
B45DR	B	1143	1183	45.00	46.55	0.23	0.52
B45.5DR	B	1156	1196	45.50	47.05	0.24	0.52
B46DR	B	1168	1208	46.00	47.55	0.24	0.53
B46.5DR	B	1181	1221	46.50	48.05	0.24	0.53
B47DR	B	1194	1234	47.00	48.55	0.24	0.54
B48DR	B	1219	1259	48.00	49.55	0.25	0.55
B49DR	B	1245	1285	49.00	50.55	0.25	0.56
B50DR	B	1270	1310	50.00	51.55	0.26	0.57
B50.25DR	B	1276	1316	50.25	51.80	0.26	0.57
B51DR	B	1295	1335	51.00	52.55	0.26	0.58
B52DR	B	1321	1361	52.00	53.55	0.27	0.59
B53DR	B	1346	1386	53.00	54.55	0.27	0.60
B54DR	B	1372	1412	54.00	55.55	0.28	0.61
B55DR	B	1397	1437	55.00	56.55	0.28	0.62
B56DR	B	1422	1462	56.00	57.55	0.29	0.63
B57DR	B	1448	1488	57.00	58.55	0.29	0.65
B58DR	B	1473	1513	58.00	59.55	0.30	0.66
B59DR	B	1499	1539	59.00	60.55	0.30	0.67
B60DR	B	1524	1564	60.00	61.55	0.31	0.68
B61DR	B	1549	1589	61.00	62.55	0.31	0.69
B62DR	B	1575	1615	62.00	63.55	0.32	0.70
B63DR	B	1600	1640	63.00	64.55	0.32	0.71
B64DR	B	1626	1666	64.00	65.55	0.33	0.72
B65DR	B	1651	1691	65.00	66.55	0.33	0.73
B66DR	B	1676	1716	66.00	67.55	0.34	0.74
B67DR	B	1702	1742	67.00	68.55	0.34	0.75
B68DR	B	1727	1767	68.00	69.55	0.35	0.76
B69DR	B	1753	1793	69.00	70.55	0.35	0.78
B69.5DR	B	1765	1805	69.50	71.05	0.37	0.78
B70DR	B	1778	1818	70.00	71.55	0.36	0.79
B71DR	B	1803	1843	71.00	72.55	0.36	0.80
B72DR	B	1829	1869	72.00	73.55	0.37	0.81
B73DR	B	1854	1894	73.00	74.55	0.37	0.82

DRIVE RITE Classical - Size List



V-Belt **DRIVE RITE**



Metric			
Section	W - Width (mm)	H - Height (mm)	Weight (Kg/m)
Z	10	6	0.063
A	13	8	0.115
B	17	11	0.193
C	22	14	0.32
D	32	19	0.669
E	38	25	0.945

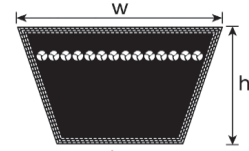
Imperial			
Section	W - Width (in)	H - Height (in)	Weight (lb/inches)
Z	25/64	15/64	0.0035
A	1/2	5/16	0.006
B	21/32	13/32	0.011
C	7/8	17/32	0.018
D	1-1/4	3/4	0.037
E	1-1/2	1	0.053

DAYCO Part Nr	Section	Li Inside length (mm)	Ld Datum length (mm)	Li Inside length (in)	Ld Datum length (in)	Weight (Kg)	Weight (lbs)
B74DR	B	1880	1920	74.00	75.55	0.38	0.83
B75DR	B	1905	1945	75.00	76.55	0.38	0.84
B76DR	B	1930	1970	76.00	77.55	0.39	0.85
B77DR	B	1956	1996	77.00	78.55	0.39	0.86
B78DR	B	1981	2021	78.00	79.55	0.40	0.87
B79DR	B	2007	2047	79.00	80.55	0.40	0.88
B80DR	B	2032	2072	80.00	81.55	0.41	0.89
B81DR	B	2057	2097	81.00	82.55	0.41	0.90
B82DR	B	2083	2123	82.00	83.55	0.42	0.92
B83DR	B	2108	2148	83.00	84.55	0.42	0.93
B84DR	B	2134	2174	84.00	85.55	0.43	0.94
B85DR	B	2159	2199	85.00	86.55	0.43	0.95
B86DR	B	2184	2224	86.00	87.55	0.43	0.96
B86.5DR	B	2197	2237	86.50	88.05	0.44	0.96
B87DR	B	2210	2250	87.00	88.55	0.44	0.97
B88DR	B	2235	2275	88.00	89.55	0.44	0.98
B88.5DR	B	2248	2288	88.50	90.05	0.45	0.99
B89DR	B	2261	2301	89.00	90.55	0.45	0.99
B90DR	B	2286	2326	90.00	91.55	0.45	1.00
B91DR	B	2311	2351	91.00	92.55	0.46	1.01
B92DR	B	2337	2377	92.00	93.55	0.46	1.02
B93DR	B	2362	2402	93.00	94.55	0.47	1.03
B94DR	B	2388	2428	94.00	95.55	0.47	1.05
B94.5DR	B	2400	2440	94.50	96.05	0.48	1.05
B95DR	B	2413	2453	95.00	96.55	0.48	1.06
B96DR	B	2438	2478	96.00	97.55	0.48	1.07
B97DR	B	2464	2504	97.00	98.55	0.49	1.08
B98DR	B	2489	2529	98.00	99.55	0.49	1.09
B99DR	B	2515	2555	99.00	100.55	0.50	1.10
B100DR	B	2540	2580	100.00	101.55	0.50	1.11
B101DR	B	2565	2605	101.00	102.55	0.51	1.12
B102DR	B	2591	2631	102.00	103.55	0.51	1.13
B103DR	B	2616	2656	103.00	104.55	0.52	1.14
B104DR	B	2642	2682	104.00	105.55	0.52	1.15
B105DR	B	2667	2707	105.00	106.55	0.53	1.16
B106DR	B	2692	2732	106.00	107.55	0.53	1.17
B107DR	B	2718	2758	107.00	108.55	0.54	1.19

DRIVE RITE Classical - Size List



V-Belt **DRIVE RITE**



Metric			
Section	W - Width (mm)	H - Height (mm)	Weight (Kg/m)
Z	10	6	0.063
A	13	8	0.115
B	17	11	0.193
C	22	14	0.32
D	32	19	0.669
E	38	25	0.945

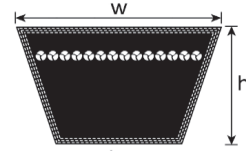
Imperial			
Section	W - Width (in)	H - Height (in)	Weight (lb/inches)
Z	25/64	15/64	0.0035
A	1/2	5/16	0.006
B	21/32	13/32	0.011
C	7/8	17/32	0.018
D	1-1/4	3/4	0.037
E	1-1/2	1	0.053

DAYCO Part Nr	Section	Li Inside length (mm)	Ld Datum length (mm)	Li Inside length (in)	Ld Datum length (in)	Weight (Kg)	Weight (lbs)
B108DR	B	2743	2783	108.00	109.55	0.54	1.20
B109DR	B	2769	2809	109.00	110.55	0.55	1.21
B110DR	B	2794	2834	110.00	111.55	0.55	1.22
B111DR	B	2819	2859	111.00	112.55	0.56	1.23
B112DR	B	2845	2885	112.00	113.55	0.56	1.24
B113DR	B	2870	2910	113.00	114.55	0.57	1.25
B114DR	B	2896	2936	114.00	115.55	0.57	1.26
B115DR	B	2921	2961	115.00	116.55	0.58	1.27
B116DR	B	2946	2986	116.00	117.55	0.58	1.28
B116.5DR	B	2959	2999	116.50	118.05	0.58	1.29
B117DR	B	2972	3012	117.00	118.55	0.59	1.29
B118DR	B	2997	3037	118.00	119.55	0.59	1.30
B119DR	B	3023	3063	119.00	120.55	0.60	1.32
B120DR	B	3048	3088	120.00	121.55	0.60	1.33
B121DR	B	3073	3113	121.00	122.55	0.61	1.34
B122DR	B	3099	3139	122.00	123.55	0.61	1.35
B123DR	B	3124	3164	123.00	124.55	0.62	1.36
B124DR	B	3150	3190	124.00	125.55	0.62	1.37
B125DR	B	3175	3215	125.00	126.55	0.63	1.38
B126DR	B	3200	3240	126.00	127.55	0.63	1.39
B127DR	B	3226	3266	127.00	128.55	0.64	1.40
B128DR	B	3251	3291	128.00	129.55	0.64	1.41
B130DR	B	3302	3342	130.00	131.55	0.65	1.43
B131DR	B	3327	3367	131.00	132.55	0.66	1.44
B132DR	B	3353	3393	132.00	133.55	0.66	1.46
B133DR	B	3378	3418	133.00	134.55	0.67	1.47
B134DR	B	3404	3444	134.00	135.55	0.67	1.48
B135DR	B	3429	3469	135.00	136.55	0.68	1.49
B136DR	B	3454	3494	136.00	137.55	0.68	1.50
B137DR	B	3480	3520	137.00	138.55	0.68	1.51
B138DR	B	3505	3545	138.00	139.55	0.69	1.52
B139DR	B	3531	3571	139.00	140.55	0.69	1.53
B140DR	B	3556	3596	140.00	141.55	0.70	1.54
B141DR	B	3581	3621	141.00	142.55	0.70	1.55
B142DR	B	3607	3647	142.00	143.55	0.71	1.56
B143DR	B	3632	3672	143.00	144.55	0.71	1.57
B144DR	B	3658	3698	144.00	145.55	0.72	1.59

DRIVE RITE Classical - Size List



V-Belt



Metric			
Section	W - Width (mm)	H - Height (mm)	Weight (Kg/m)
Z	10	6	0.063
A	13	8	0.115
B	17	11	0.193
C	22	14	0.32
D	32	19	0.669
E	38	25	0.945

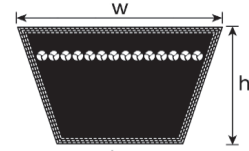
Imperial			
Section	W - Width (in)	H - Height (in)	Weight (lb/inches)
Z	25/64	15/64	0.0035
A	1/2	5/16	0.006
B	21/32	13/32	0.011
C	7/8	17/32	0.018
D	1-1/4	3/4	0.037
E	1-1/2	1	0.053

DAYCO Part Nr	Section	Li Inside length (mm)	Ld Datum length (mm)	Li Inside length (in)	Ld Datum length (in)	Weight (Kg)	Weight (lbs)
B145DR	B	3683	3723	145.00	146.55	0.72	1.60
B146DR	B	3708	3748	146.00	147.55	0.73	1.61
B147DR	B	3734	3774	147.00	148.55	0.73	1.62
B148DR	B	3759	3799	148.00	149.55	0.74	1.63
B149DR	B	3785	3825	149.00	150.55	0.74	1.64
B150DR	B	3810	3850	150.00	151.55	0.75	1.65
B151DR	B	3835	3875	151.00	152.55	0.75	1.66
B152DR	B	3861	3901	152.00	153.55	0.76	1.67
B153DR	B	3886	3926	153.00	154.55	0.76	1.68
B154DR	B	3912	3952	154.00	155.55	0.77	1.69
B155DR	B	3937	3977	155.00	156.55	0.77	1.70
B156DR	B	3962	4002	156.00	157.55	0.78	1.72
B157DR	B	3988	4028	157.00	158.55	0.78	1.73
B158DR	B	4013	4053	158.00	159.55	0.79	1.74
B159DR	B	4039	4079	159.00	160.55	0.79	1.75
B160DR	B	4064	4104	160.00	161.55	0.80	1.76
B162DR	B	4115	4155	162.00	163.55	0.81	1.78
B163DR	B	4140	4180	163.00	164.55	0.81	1.79
B164DR	B	4166	4206	164.00	165.55	0.82	1.80
B165DR	B	4191	4231	165.00	166.55	0.82	1.81
B166DR	B	4216	4256	166.00	167.55	0.83	1.82
B167DR	B	4242	4282	167.00	168.55	0.83	1.83
B168DR	B	4267	4307	168.00	169.55	0.84	1.84
B170DR	B	4318	4358	170.00	171.55	0.85	1.87
B172DR	B	4369	4409	172.00	173.55	0.86	1.89
B173DR	B	4394	4434	173.00	174.55	0.86	1.90
B174DR	B	4420	4460	174.00	175.55	0.87	1.91
B175DR	B	4445	4485	175.00	176.55	0.87	1.92
B177DR	B	4496	4536	177.00	178.55	0.88	1.94
B178DR	B	4521	4561	178.00	179.55	0.89	1.95
B180DR	B	4572	4612	180.00	181.55	0.90	1.97
B182DR	B	4623	4663	182.00	183.55	0.91	2.00
B184DR	B	4674	4714	184.00	185.55	0.92	2.02
B185DR	B	4699	4739	185.00	186.55	0.92	2.03
B187DR	B	4750	4790	187.00	188.55	0.93	2.05
B188DR	B	4775	4815	188.00	189.55	0.93	2.06
B190DR	B	4826	4866	190.00	191.55	0.94	2.08

DRIVE RITE Classical - Size List



V-Belt **DRIVE RITE**



Metric			
Section	W - Width (mm)	H - Height (mm)	Weight (Kg/m)
Z	10	6	0.063
A	13	8	0.115
B	17	11	0.193
C	22	14	0.32
D	32	19	0.669
E	38	25	0.945

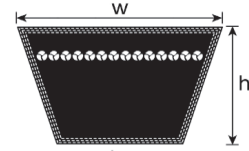
Imperial			
Section	W - Width (in)	H - Height (in)	Weight (lb/inches)
Z	25/64	15/64	0.0035
A	1/2	5/16	0.006
B	21/32	13/32	0.011
C	7/8	17/32	0.018
D	1-1/4	3/4	0.037
E	1-1/2	1	0.053

DAYCO Part Nr	Section	Li Inside length (mm)	Ld Datum length (mm)	Li Inside length (in)	Ld Datum length (in)	Weight (Kg)	Weight (lbs)
B191DR	B	4851	4891	191.00	192.55	0.95	2.09
B192DR	B	4877	4917	192.00	193.55	0.95	2.10
B195DR	B	4953	4993	195.00	196.55	0.97	2.14
B197DR	B	5004	5044	197.00	198.55	0.98	2.16
B198DR	B	5029	5069	198.00	199.55	0.98	2.16
B199DR	B	5055	5095	199.00	200.55	0.99	2.18
B200DR	B	5080	5120	200.00	201.55	0.99	2.19
B204DR	B	5182	5222	204.00	205.55	1.01	2.23
B205DR	B	5207	5247	205.00	206.55	1.02	2.24
B208DR	B	5283	5323	208.00	209.55	1.03	2.28
B210DR	B	5334	5374	210.00	211.55	1.04	2.30
B215DR	B	5461	5501	215.00	216.55	1.07	2.35
B220DR	B	5588	5628	220.00	221.55	1.09	2.41
B223DR	B	5664	5704	223.00	224.55	1.11	2.44
B225DR	B	5715	5755	225.00	226.55	1.12	2.46
B228DR	B	5791	5831	228.00	229.55	1.13	2.49
B229DR	B	5817	5857	229.00	230.55	1.14	2.50
B235DR	B	5969	6008	235.00	236.55	1.17	2.58
B236DR	B	5994	6034	236.00	237.55	1.17	2.58
B238DR	B	6045	6085	238.00	239.55	1.18	2.60
B240DR	B	6096	6136	240.00	241.55	1.19	2.62
B248DR	B	6299	6339	248.00	249.55	1.23	2.71
B249DR	B	6325	6365	249.00	250.55	1.23	2.72
B253DR	B	6426	6466	253.00	254.55	1.25	2.76
B255DR	B	6477	6517	255.00	256.55	1.26	2.79
B256DR	B	6502	6542	256.00	257.55	1.26	2.79
B270DR	B	6858	6898	270.00	271.55	1.34	2.95
B275DR	B	6985	7025	275.00	276.55	1.36	3.00
B276DR	B	7010	7050	276.00	277.55	1.37	3.01
B280DR	B	7112	7152	280.00	281.55	1.39	3.06
B285DR	B	7239	7279	285.00	286.55	1.41	3.11
B292DR	B	7417	7457	292.00	293.55	1.44	3.19
B300DR	B	7620	7660	300.00	301.55	1.48	3.27
B315DR	B	8001	8041	315.00	316.55	1.56	3.43
B330DR	B	8382	8422	330.00	331.55	1.63	3.60
B345DR	B	8763	8803	345.00	346.55	1.70	3.76
B355DR	B	9017	9057	355.00	356.55	1.75	3.87

DRIVE RITE Classical - Size List



V-Belt **DRIVE RITE**



Metric			
Section	W - Width (mm)	H - Height (mm)	Weight (Kg/m)
Z	10	6	0.063
A	13	8	0.115
B	17	11	0.193
C	22	14	0.32
D	32	19	0.669
E	38	25	0.945

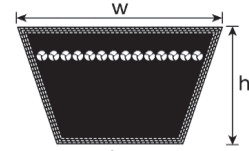
Imperial			
Section	W - Width (in)	H - Height (in)	Weight (lb/inches)
Z	25/64	15/64	0.0035
A	1/2	5/16	0.006
B	21/32	13/32	0.011
C	7/8	17/32	0.018
D	1-1/4	3/4	0.037
E	1-1/2	1	0.053

DAYCO Part Nr	Section	Li Inside length (mm)	Ld Datum length (mm)	Li Inside length (in)	Ld Datum length (in)	Weight (Kg)	Weight (lbs)
B360DR	B	9144	9184	360.00	361.55	1.78	3.92
C43DR	C	1092	1151	43.00	45.35	0.38	0.83
C46DR	C	1168	1227	46.00	48.35	0.40	0.89
C47DR	C	1194	1253	47.00	49.35	0.41	0.90
C48DR	C	1219	1278	48.00	50.35	0.42	0.92
C49DR	C	1245	1304	49.00	51.35	0.43	0.94
C50DR	C	1270	1329	50.00	52.35	0.43	0.96
C51DR	C	1295	1354	51.00	53.35	0.44	0.98
C52DR	C	1321	1380	52.00	54.35	0.45	0.99
C53DR	C	1346	1405	53.00	55.35	0.46	1.01
C54DR	C	1372	1431	54.00	56.35	0.47	1.03
C55DR	C	1397	1456	55.00	57.35	0.48	1.05
C56DR	C	1422	1481	56.00	58.35	0.48	1.07
C57DR	C	1448	1507	57.00	59.35	0.49	1.08
C58DR	C	1473	1532	58.00	60.35	0.50	1.10
C59DR	C	1499	1558	59.00	61.35	0.51	1.12
C60DR	C	1524	1583	60.00	62.35	0.52	1.14
C61DR	C	1549	1608	61.00	63.35	0.52	1.15
C62DR	C	1575	1634	62.00	64.35	0.53	1.17
C62.25DR	C	1581	1641	62.25	64.60	0.52	1.15
C63DR	C	1600	1659	63.00	65.35	0.54	1.19
C64DR	C	1626	1685	64.00	66.35	0.55	1.21
C65DR	C	1651	1710	65.00	67.35	0.56	1.23
C66DR	C	1676	1735	66.00	68.35	0.56	1.24
C67DR	C	1702	1761	67.00	69.35	0.57	1.26
C68DR	C	1727	1786	68.00	70.35	0.58	1.28
C69DR	C	1753	1812	69.00	71.35	0.59	1.30
C70DR	C	1778	1837	70.00	72.35	0.60	1.32
C71DR	C	1803	1862	71.00	73.35	0.61	1.33
C72DR	C	1829	1888	72.00	74.35	0.61	1.35
C72.5DR	C	1842	1901	72.50	74.85	0.62	1.36
C73DR	C	1854	1913	73.00	75.35	0.62	1.37
C74DR	C	1880	1939	74.00	76.35	0.63	1.39
C75DR	C	1905	1964	75.00	77.35	0.64	1.41
C76DR	C	1930	1989	76.00	78.35	0.65	1.42
C77DR	C	1956	2015	77.00	79.35	0.65	1.44
C78DR	C	1981	2040	78.00	80.35	0.66	1.46

DRIVE RITE Classical - Size List



V-Belt **DRIVE RITE**



Metric			
Section	W - Width (mm)	H - Height (mm)	Weight (Kg/m)
Z	10	6	0.063
A	13	8	0.115
B	17	11	0.193
C	22	14	0.32
D	32	19	0.669
E	38	25	0.945

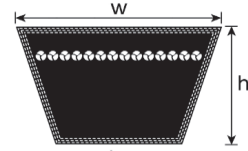
Imperial			
Section	W - Width (in)	H - Height (in)	Weight (lb/inches)
Z	25/64	15/64	0.0035
A	1/2	5/16	0.006
B	21/32	13/32	0.011
C	7/8	17/32	0.018
D	1-1/4	3/4	0.037
E	1-1/2	1	0.053

DAYCO Part Nr	Section	Li Inside length (mm)	Ld Datum length (mm)	Li Inside length (in)	Ld Datum length (in)	Weight (Kg)	Weight (lbs)
C79DR	C	2007	2066	79.00	81.35	0.67	1.48
C80DR	C	2032	2091	80.00	82.35	0.68	1.50
C81DR	C	2057	2116	81.00	83.35	0.69	1.51
C82DR	C	2083	2142	82.00	84.35	0.69	1.53
C83DR	C	2108	2167	83.00	85.35	0.70	1.55
C84DR	C	2134	2193	84.00	86.35	0.71	1.57
C85DR	C	2159	2218	85.00	87.35	0.72	1.59
C86DR	C	2184	2243	86.00	88.35	0.73	1.60
C87DR	C	2210	2269	87.00	89.35	0.74	1.62
C88DR	C	2235	2294	88.00	90.35	0.74	1.64
C89DR	C	2261	2320	89.00	91.35	0.75	1.66
C90DR	C	2286	2345	90.00	92.35	0.76	1.67
C91DR	C	2311	2370	91.00	93.35	0.77	1.69
C92DR	C	2337	2396	92.00	94.35	0.78	1.71
C93DR	C	2362	2421	93.00	95.35	0.78	1.73
C94DR	C	2388	2447	94.00	96.35	0.79	1.75
C95DR	C	2413	2472	95.00	97.35	0.80	1.76
C96DR	C	2438	2497	96.00	98.35	0.81	1.78
C96.5DR	C	2451	2510	96.50	98.85	0.81	1.79
C97DR	C	2464	2523	97.00	99.35	0.82	1.80
C98DR	C	2489	2548	98.00	100.35	0.82	1.82
C99DR	C	2515	2574	99.00	101.35	0.83	1.84
C100DR	C	2540	2599	100.00	102.35	0.84	1.85
C101DR	C	2565	2624	101.00	103.35	0.85	1.87
C102DR	C	2591	2650	102.00	104.35	0.86	1.89
C103DR	C	2616	2675	103.00	105.35	0.87	1.91
C104DR	C	2642	2701	104.00	106.35	0.87	1.93
C105DR	C	2667	2726	105.00	107.35	0.88	1.94
C106DR	C	2692	2751	106.00	108.35	0.89	1.96
C107DR	C	2718	2777	107.00	109.35	0.90	1.98
C108DR	C	2743	2802	108.00	110.35	0.91	2.00
C109DR	C	2769	2828	109.00	111.35	0.91	2.02
C110DR	C	2794	2853	110.00	112.35	0.92	2.03
C111DR	C	2819	2878	111.00	113.35	0.93	2.05
C112DR	C	2845	2904	112.00	114.35	0.94	2.07
C113DR	C	2870	2929	113.00	115.35	0.95	2.09
C114DR	C	2896	2955	114.00	116.35	0.95	2.11

DRIVE RITE Classical - Size List



V-Belt



Metric			
Section	W - Width (mm)	H - Height (mm)	Weight (Kg/m)
Z	10	6	0.063
A	13	8	0.115
B	17	11	0.193
C	22	14	0.32
D	32	19	0.669
E	38	25	0.945

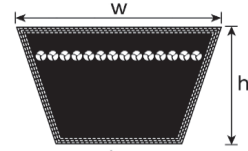
Imperial			
Section	W - Width (in)	H - Height (in)	Weight (lb/inches)
Z	25/64	15/64	0.0035
A	1/2	5/16	0.006
B	21/32	13/32	0.011
C	7/8	17/32	0.018
D	1-1/4	3/4	0.037
E	1-1/2	1	0.053

DAYCO Part Nr	Section	Li Inside length (mm)	Ld Datum length (mm)	Li Inside length (in)	Ld Datum length (in)	Weight (Kg)	Weight (lbs)
C115DR	C	2921	2980	115.00	117.35	0.96	2.12
C116DR	C	2946	3005	116.00	118.35	0.97	2.14
C117DR	C	2972	3031	117.00	119.35	0.98	2.16
C118DR	C	2997	3056	118.00	120.35	0.99	2.18
C119DR	C	3023	3082	119.00	121.35	1.00	2.19
C120DR	C	3048	3107	120.00	122.35	1.00	2.21
C121DR	C	3073	3132	121.00	123.35	1.01	2.23
C122DR	C	3099	3158	122.00	124.35	1.02	2.25
C123DR	C	3124	3183	123.00	125.35	1.03	2.27
C124DR	C	3150	3209	124.00	126.35	1.04	2.28
C125DR	C	3175	3234	125.00	127.35	1.04	2.30
C126DR	C	3200	3259	126.00	128.35	1.05	2.32
C127DR	C	3226	3285	127.00	129.35	1.06	2.34
C128DR	C	3251	3310	128.00	130.35	1.07	2.36
C129DR	C	3277	3336	129.00	131.35	1.08	2.37
C130DR	C	3302	3361	130.00	132.35	1.08	2.39
C131DR	C	3327	3386	131.00	133.35	1.09	2.41
C132DR	C	3353	3412	132.00	134.35	1.10	2.43
C133DR	C	3378	3437	133.00	135.35	1.11	2.45
C134DR	C	3404	3463	134.00	136.35	1.12	2.46
C135DR	C	3429	3488	135.00	137.35	1.13	2.48
C136DR	C	3454	3513	136.00	138.35	1.13	2.50
C137DR	C	3480	3539	137.00	139.35	1.14	2.52
C138DR	C	3505	3564	138.00	140.35	1.15	2.53
C140DR	C	3556	3615	140.00	142.35	1.17	2.57
C141DR	C	3581	3640	141.00	143.35	1.17	2.59
C142DR	C	3607	3666	142.00	144.35	1.18	2.61
C143DR	C	3632	3691	143.00	145.35	1.19	2.62
C144DR	C	3658	3717	144.00	146.35	1.20	2.64
C145DR	C	3683	3742	145.00	147.35	1.21	2.66
C146DR	C	3708	3767	146.00	148.35	1.21	2.68
C147DR	C	3734	3793	147.00	149.35	1.22	2.70
C148DR	C	3759	3818	148.00	150.35	1.23	2.71
C149DR	C	3785	3844	149.00	151.35	1.24	2.73
C150DR	C	3810	3869	150.00	152.35	1.25	2.75
C151DR	C	3835	3894	151.00	153.35	1.26	2.77
C152DR	C	3861	3920	152.00	154.35	1.26	2.79

DRIVE RITE Classical - Size List



V-Belt



Metric			
Section	W - Width (mm)	H - Height (mm)	Weight (Kg/m)
Z	10	6	0.063
A	13	8	0.115
B	17	11	0.193
C	22	14	0.32
D	32	19	0.669
E	38	25	0.945

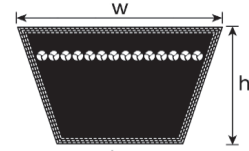
Imperial			
Section	W - Width (in)	H - Height (in)	Weight (lb/inches)
Z	25/64	15/64	0.0035
A	1/2	5/16	0.006
B	21/32	13/32	0.011
C	7/8	17/32	0.018
D	1-1/4	3/4	0.037
E	1-1/2	1	0.053

DAYCO Part Nr	Section	Li Inside length (mm)	Ld Datum length (mm)	Li Inside length (in)	Ld Datum length (in)	Weight (Kg)	Weight (lbs)
C153DR	C	3886	3945	153.00	155.35	1.27	2.80
C154DR	C	3912	3971	154.00	156.35	1.28	2.82
C155DR	C	3937	3996	155.00	157.35	1.29	2.84
C156DR	C	3962	4021	156.00	158.35	1.30	2.86
C158DR	C	4013	4072	158.00	160.35	1.31	2.89
C159DR	C	4039	4098	159.00	161.35	1.32	2.91
C160DR	C	4064	4123	160.00	162.35	1.33	2.93
C161DR	C	4089	4148	161.00	163.35	1.34	2.95
C162DR	C	4115	4174	162.00	164.35	1.34	2.97
C163DR	C	4140	4199	163.00	165.35	1.35	2.98
C164DR	C	4166	4225	164.00	166.35	1.36	3.00
C165DR	C	4191	4250	165.00	167.35	1.37	3.02
C166DR	C	4216	4275	166.00	168.35	1.38	3.04
C167DR	C	4242	4301	167.00	169.35	1.39	3.05
C168DR	C	4267	4326	168.00	170.35	1.39	3.07
C169DR	C	4293	4352	169.00	171.35	1.40	3.09
C170DR	C	4318	4377	170.00	172.35	1.41	3.11
C172DR	C	4369	4428	172.00	174.35	1.43	3.14
C173DR	C	4394	4453	173.00	175.35	1.43	3.16
C175DR	C	4445	4504	175.00	177.35	1.45	3.20
C177DR	C	4496	4555	177.00	179.35	1.47	3.23
C178DR	C	4521	4580	178.00	180.35	1.47	3.25
C180DR	C	4572	4631	180.00	182.35	1.49	3.29
C181DR	C	4597	4656	181.00	183.35	1.50	3.31
C182DR	C	4623	4682	182.00	184.35	1.51	3.32
C183DR	C	4648	4707	183.00	185.35	1.52	3.34
C184DR	C	4674	4733	184.00	186.35	1.52	3.36
C185DR	C	4699	4758	185.00	187.35	1.53	3.38
C187DR	C	4750	4809	187.00	189.35	1.55	3.41
C188DR	C	4775	4834	188.00	190.35	1.56	3.43
C189DR	C	4801	4860	189.00	191.35	1.56	3.45
C190DR	C	4826	4885	190.00	192.35	1.57	3.47
C192DR	C	4877	4936	192.00	194.35	1.59	3.50
C193DR	C	4902	4961	193.00	195.35	1.60	3.52
C194DR	C	4928	4987	194.00	196.35	1.61	3.54
C195DR	C	4953	5012	195.00	197.35	1.61	3.56
C196DR	C	4978	5037	196.00	198.35	1.62	3.57

DRIVE RITE Classical - Size List



V-Belt



Metric			
Section	W - Width (mm)	H - Height (mm)	Weight (Kg/m)
Z	10	6	0.063
A	13	8	0.115
B	17	11	0.193
C	22	14	0.32
D	32	19	0.669
E	38	25	0.945

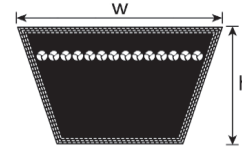
Imperial			
Section	W - Width (in)	H - Height (in)	Weight (lb/inches)
Z	25/64	15/64	0.0035
A	1/2	5/16	0.006
B	21/32	13/32	0.011
C	7/8	17/32	0.018
D	1-1/4	3/4	0.037
E	1-1/2	1	0.053

DAYCO Part Nr	Section	Li Inside length (mm)	Ld Datum length (mm)	Li Inside length (in)	Ld Datum length (in)	Weight (Kg)	Weight (lbs)
C197DR	C	5004	5063	197.00	199.35	1.63	3.59
C198DR	C	5029	5088	198.00	200.35	1.64	3.61
C200DR	C	5080	5139	200.00	202.35	1.65	3.65
C202DR	C	5131	5190	202.00	204.35	1.67	3.68
C204DR	C	5182	5241	204.00	206.35	1.69	3.72
C205DR	C	5207	5266	205.00	207.35	1.69	3.74
C206DR	C	5232	5291	206.00	208.35	1.70	3.75
C207DR	C	5258	5317	207.00	209.35	1.71	3.77
C208DR	C	5283	5342	208.00	210.35	1.72	3.79
C210DR	C	5334	5393	210.00	212.35	1.74	3.83
C212DR	C	5385	5444	212.00	214.35	1.75	3.86
C215DR	C	5461	5520	215.00	217.35	1.78	3.91
C216DR	C	5486	5545	216.00	218.35	1.78	3.93
C218DR	C	5537	5596	218.00	220.35	1.80	3.97
C220DR	C	5588	5647	220.00	222.35	1.82	4.00
C221DR	C	5613	5672	221.00	223.35	1.82	4.02
C222DR	C	5639	5698	222.00	224.35	1.83	4.04
C225DR	C	5715	5774	225.00	227.35	1.86	4.09
C228DR	C	5791	5850	228.00	230.35	1.88	4.15
C230DR	C	5842	5901	230.00	232.35	1.90	4.18
C232DR	C	5893	5952	232.00	234.35	1.91	4.22
C235DR	C	5969	6028	235.00	237.35	1.94	4.27
C236DR	C	5994	6053	236.00	238.35	1.95	4.29
C238DR	C	6045	6104	238.00	240.35	1.96	4.33
C240DR	C	6096	6155	240.00	242.35	1.98	4.36
C242DR	C	6147	6206	242.00	244.35	2.00	4.40
C245DR	C	6223	6282	245.00	247.35	2.02	4.45
C246DR	C	6248	6307	246.00	248.35	2.03	4.47
C248DR	C	6299	6358	248.00	250.35	2.04	4.51
C250DR	C	6350	6409	250.00	252.35	2.06	4.54
C255DR	C	6477	6536	255.00	257.35	2.10	4.63
C262DR	C	6655	6714	262.00	264.35	2.16	4.76
C264DR	C	6706	6765	264.00	266.35	2.17	4.79
C265DR	C	6731	6790	265.00	267.35	2.18	4.81
C270DR	C	6858	6917	270.00	272.35	2.22	4.90
C276DR	C	7010	7069	276.00	278.35	2.27	5.01
C280DR	C	7112	7171	280.00	282.35	2.30	5.08

DRIVE RITE Classical - Size List



V-Belt



Metric			
Section	W - Width (mm)	H - Height (mm)	Weight (Kg/m)
Z	10	6	0.063
A	13	8	0.115
B	17	11	0.193
C	22	14	0.32
D	32	19	0.669
E	38	25	0.945

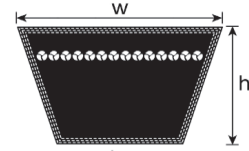
Imperial			
Section	W - Width (in)	H - Height (in)	Weight (lb/inches)
Z	25/64	15/64	0.0035
A	1/2	5/16	0.006
B	21/32	13/32	0.011
C	7/8	17/32	0.018
D	1-1/4	3/4	0.037
E	1-1/2	1	0.053

DAYCO Part Nr	Section	Li Inside length (mm)	Ld Datum length (mm)	Li Inside length (in)	Ld Datum length (in)	Weight (Kg)	Weight (lbs)
C285DR	C	7239	7298	285.00	287.35	2.34	5.17
C295DR	C	7493	7552	295.00	297.35	2.43	5.35
C297DR	C	7544	7603	297.00	299.35	2.44	5.38
C300DR	C	7620	7679	300.00	302.35	2.47	5.44
C303DR	C	7696	7755	303.00	305.35	2.49	5.49
C314DR	C	7976	8035	314.00	316.35	2.58	5.69
C315DR	C	8001	8060	315.00	317.35	2.59	5.71
C316DR	C	8026	8085	316.00	318.35	2.60	5.72
C330DR	C	8382	8441	330.00	332.35	2.71	5.98
C336DR	C	8534	8593	336.00	338.35	2.76	6.08
C345DR	C	8763	8822	345.00	347.35	2.83	6.24
C360DR	C	9144	9203	360.00	362.35	2.95	6.51
C390DR	C	9906	9965	390.00	392.35	3.20	7.05
C420DR	C	10668	10727	420.00	422.35	3.44	7.59
D79DR	D	2007	2083	79.00	82.00	1.43	3.15
D90DR	D	2286	2362	90.00	93.00	1.61	3.56
D98DR	D	2489	2565	98.00	101.00	1.75	3.86
D104DR	D	2642	2718	104.00	107.00	1.85	4.08
D105DR	D	2667	2743	105.00	108.00	1.87	4.12
D110DR	D	2794	2870	110.00	113.00	1.95	4.31
D115DR	D	2921	2997	115.00	118.00	2.04	4.49
D118DR	D	2997	3073	118.00	121.00	2.09	4.61
D120DR	D	3048	3124	120.00	123.00	2.12	4.68
D124DR	D	3150	3226	124.00	127.00	2.19	4.83
D126DR	D	3200	3276	126.00	129.00	2.23	4.91
D128DR	D	3251	3327	128.00	131.00	2.26	4.98
D132DR	D	3353	3429	132.00	135.00	2.33	5.13
D135DR	D	3429	3505	135.00	138.00	2.38	5.24
D136DR	D	3454	3530	136.00	139.00	2.40	5.28
D140DR	D	3556	3632	140.00	143.00	2.46	5.43
D144DR	D	3658	3734	144.00	147.00	2.53	5.58
D148DR	D	3759	3835	148.00	151.00	2.60	5.73
D152DR	D	3861	3937	152.00	155.00	2.67	5.88
D154DR	D	3912	3988	154.00	157.00	2.70	5.96
D155DR	D	3937	4013	155.00	158.00	2.72	5.99
D156DR	D	3962	4038	156.00	159.00	2.73	6.03
D158DR	D	4013	4089	158.00	161.00	2.77	6.10

DRIVE RITE Classical - Size List



V-Belt **DRIVE RITE**



Metric			
Section	W - Width (mm)	H - Height (mm)	Weight (Kg/m)
Z	10	6	0.063
A	13	8	0.115
B	17	11	0.193
C	22	14	0.32
D	32	19	0.669
E	38	25	0.945

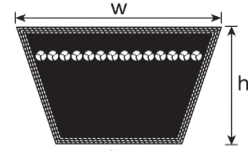
Imperial			
Section	W - Width (in)	H - Height (in)	Weight (lb/inches)
Z	25/64	15/64	0.0035
A	1/2	5/16	0.006
B	21/32	13/32	0.011
C	7/8	17/32	0.018
D	1-1/4	3/4	0.037
E	1-1/2	1	0.053

DAYCO Part Nr	Section	Li Inside length (mm)	Ld Datum length (mm)	Li Inside length (in)	Ld Datum length (in)	Weight (Kg)	Weight (lbs)
D160DR	D	4064	4140	160.00	163.00	2.80	6.18
D162DR	D	4115	4191	162.00	165.00	2.84	6.26
D164DR	D	4166	4242	164.00	167.00	2.87	6.33
D165DR	D	4191	4267	165.00	168.00	2.89	6.37
D167DR	D	4242	4318	167.00	170.00	2.92	6.44
D170DR	D	4318	4394	170.00	173.00	2.97	6.55
D171DR	D	4343	4419	171.00	174.00	2.99	6.59
D173DR	D	4394	4470	173.00	176.00	3.02	6.67
D177DR	D	4496	4572	177.00	180.00	3.09	6.82
D180DR	D	4572	4648	180.00	183.00	3.14	6.93
D187DR	D	4750	4826	187.00	190.00	3.26	7.19
D195DR	D	4953	5029	195.00	198.00	3.40	7.49
D197DR	D	5004	5080	197.00	200.00	3.43	7.57
D208DR	D	5283	5359	208.00	211.00	3.62	7.98
D210DR	D	5334	5410	210.00	213.00	3.65	8.05
D220DR	D	5588	5664	220.00	223.00	3.82	8.43
D224DR	D	5690	5766	224.00	227.00	3.89	8.58
D225DR	D	5715	5791	225.00	228.00	3.91	8.61
D230DR	D	5842	5918	230.00	233.00	3.99	8.80
D233DR	D	5918	5994	233.00	236.00	4.04	8.91
D236DR	D	5994	6070	236.00	239.00	4.09	9.03
D240DR	D	6096	6172	240.00	243.00	4.16	9.18
D248DR	D	6299	6375	248.00	251.00	4.30	9.48
D250DR	D	6350	6426	250.00	253.00	4.33	9.55
D255DR	D	6477	6553	255.00	258.00	4.42	9.74
D260DR	D	6604	6680	260.00	263.00	4.50	9.93
D264DR	D	6706	6782	264.00	267.00	4.57	10.08
D270DR	D	6858	6934	270.00	273.00	4.67	10.30
D275DR	D	6985	7061	275.00	278.00	4.76	10.49
D280DR	D	7112	7188	280.00	283.00	4.84	10.68
D285DR	D	7239	7315	285.00	288.00	4.93	10.86
D295DR	D	7493	7569	295.00	298.00	5.10	11.24
D300DR	D	7620	7696	300.00	303.00	5.18	11.42
D315DR	D	8001	8077	315.00	318.00	5.44	11.99
D330DR	D	8382	8458	330.00	333.00	5.69	12.55
D335DR	D	8509	8585	335.00	338.00	5.78	12.74
D345DR	D	8763	8839	345.00	348.00	5.95	13.11

DRIVE RITE Classical - Size List



V-Belt **DRIVE RITE**



Metric			
Section	W - Width (mm)	H - Height (mm)	Weight (Kg/m)
Z	10	6	0.063
A	13	8	0.115
B	17	11	0.193
C	22	14	0.32
D	32	19	0.669
E	38	25	0.945

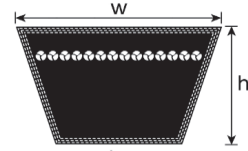
Imperial			
Section	W - Width (in)	H - Height (in)	Weight (lb/inches)
Z	25/64	15/64	0.0035
A	1/2	5/16	0.006
B	21/32	13/32	0.011
C	7/8	17/32	0.018
D	1-1/4	3/4	0.037
E	1-1/2	1	0.053

DAYCO Part Nr	Section	Li Inside length (mm)	Ld Datum length (mm)	Li Inside length (in)	Ld Datum length (in)	Weight (Kg)	Weight (lbs)
D354DR	D	8992	9068	354.00	357.00	6.10	13.45
D355DR	D	9017	9093	355.00	358.00	6.12	13.48
D360DR	D	9144	9220	360.00	363.00	6.20	13.67
D374DR	D	9500	9576	374.00	377.00	6.44	14.20
D380DR	D	9652	9728	380.00	383.00	6.54	14.42
D390DR	D	9906	9982	390.00	393.00	6.71	14.80
D394DR	D	10008	10084	394.00	397.00	6.78	14.95
D418DR	D	10617	10693	418.00	421.00	7.19	15.84
D420DR	D	10668	10744	420.00	423.00	7.22	15.92
D436DR	D	11074	11150	436.00	439.00	7.49	16.52
D441DR	D	11201	11277	441.00	444.00	7.58	16.71
D450DR	D	11430	11506	450.00	453.00	7.73	17.04
D480DR	D	12192	12268	480.00	483.00	8.24	18.17
D492DR	D	12497	12573	492.00	495.00	8.44	18.62
D540DR	D	13716	13792	540.00	543.00	9.26	20.42
D600DR	D	15240	15316	600.00	603.00	10.28	22.66
D660DR	D	16764	16840	660.00	663.00	11.30	24.91
E144DR	E	3658	3739	144.00	147.20	3.61	7.95
E158DR	E	4013	4094	158.00	161.20	3.94	8.69
E180DR	E	4572	4653	180.00	183.20	4.47	9.85
E195DR	E	4953	5034	195.00	198.20	4.83	10.65
E202DR	E	5131	5212	202.00	205.20	5.00	11.02
E210DR	E	5334	5415	210.00	213.20	5.19	11.44
E225DR	E	5715	5796	225.00	228.20	5.55	12.23
E240DR	E	6096	6177	240.00	243.20	5.91	13.03
E270DR	E	6858	6939	270.00	273.20	6.63	14.61
E300DR	E	7620	7701	300.00	303.20	7.35	16.20
E310DR	E	7874	7955	310.00	313.20	7.59	16.73
E325DR	E	8255	8336	325.00	328.20	7.95	17.53
E330DR	E	8382	8463	330.00	333.20	8.07	17.79
E360DR	E	9144	9225	360.00	363.20	8.79	19.38
E390DR	E	9906	9987	390.00	393.20	9.51	20.96
E420DR	E	10668	10749	420.00	423.20	10.23	22.55
E441DR	E	11201	11282	441.00	444.20	10.73	23.66
E480DR	E	12192	12273	480.00	483.20	11.67	25.73
E540DR	E	13716	13797	540.00	543.20	13.11	28.90
E600DR	E	15240	15321	600.00	603.20	14.55	32.08

DRIVE RITE Classical - Size List



V-Belt

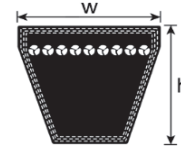


Metric			
Section	W - Width (mm)	H - Height (mm)	Weight (Kg/m)
Z	10	6	0.063
A	13	8	0.115
B	17	11	0.193
C	22	14	0.32
D	32	19	0.669
E	38	25	0.945

Imperial			
Section	W - Width (in)	H - Height (in)	Weight (lb/inches)
Z	25/64	15/64	0.0035
A	1/2	5/16	0.006
B	21/32	13/32	0.011
C	7/8	17/32	0.018
D	1-1/4	3/4	0.037
E	1-1/2	1	0.053

DAYCO Part Nr	Section	Li Inside length (mm)	Ld Datum length (mm)	Li Inside length (in)	Ld Datum length (in)	Weight (Kg)	Weight (lbs)
E660DR	E	16764	16845	660.00	663.20	15.99	35.25

DRIVE RITE Narrow - Product Description



Metric			
Section	W - Width (mm)	H - Height (mm)	Weigth (Kg/m)
3V	9	8	0.076
5V	15	13	0.223
8V	25	23	0.504

Imperial			
Section	W - Width (in)	H - Height (in)	Weigth (lb/inches)
3V	3/8	5/16	0.004
5V	5/8	17/32	0.012
8V	1	7/8	0.028

V-Belt Wrapped

Part Number Description: **3V300DR**

3V: Profile (9.5mm X 8mm)

300: Internal Length (inches)

DR: Drive Rite

Features and Benefits:

Fabric Cover: PET/Cotton, CR Impregnated

- Abrasion, wear and Oil Resistance
- Static Conductivity: ISO 1813

Tension Cords: Polyester (PET)

- Good Dimensional stability

Compression Rubber: SBR/NR Rubber blend

- Resistant to bending stress
- Oil and Heat resistance
- Temperature Range: -35 To +70 ° / -31 To 160 F°

Matching Length Tolerances: IP20/IP22

Wedge Profile (RMA): Higher Power transmission capacity compared to Classical V Proviles (Z, A, B, C, D, E)

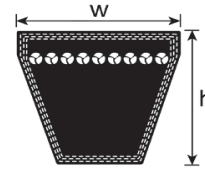
Best Value Cost/Performance

Markets and Applications:

Recommended for industrial applications where space, weight and power capacity are critical

Pulley Standards: IP20/IP22

DRIVE RITE Narrow - Size List

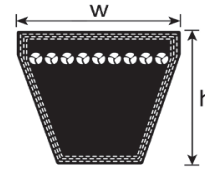


Metric			
Section	W - Width (mm)	H - Height (mm)	Weight (Kg/m)
3V	9	8	0.076
5V	15	13	0.223
8V	25	23	0.504

Imperial			
Section	W - Width (in)	H - Height (in)	Weight (lb/inches)
3V	3/8	5/16	0.004
5V	5/8	17/32	0.012
8V	1	7/8	0.028

DAYCO Part Nr	Section	Lo Outside length (mm)	Lo Outside length (in)	Weight (Kg)	Weight (lbs)
3V250DR	3V	635	25.00	0.05	0.11
3V265DR	3V	673	26.50	0.05	0.11
3V280DR	3V	711	28.00	0.05	0.12
3V300DR	3V	762	30.00	0.06	0.13
3V315DR	3V	800	31.50	0.06	0.13
3V325DR	3V	826	32.50	0.06	0.14
3V335DR	3V	851	33.50	0.06	0.14
3V355DR	3V	902	35.50	0.07	0.15
3V375DR	3V	953	37.50	0.07	0.16
3V400DR	3V	1016	40.00	0.08	0.17
3V450DR	3V	1143	45.00	0.09	0.19
3V475DR	3V	1207	47.50	0.09	0.20
3V500DR	3V	1270	50.00	0.10	0.21
3V530DR	3V	1346	53.00	0.10	0.23
3V560DR	3V	1422	56.00	0.11	0.24
3V600DR	3V	1524	60.00	0.12	0.26
3V630DR	3V	1600	63.00	0.12	0.27
3V650DR	3V	1651	65.00	0.13	0.28
3V670DR	3V	1702	67.00	0.13	0.29
3V710DR	3V	1803	71.00	0.14	0.30
3V730DR	3V	1854	73.00	0.14	0.31
3V750DR	3V	1905	75.00	0.14	0.32
3V780DR	3V	1981	78.00	0.15	0.33
3V800DR	3V	2032	80.00	0.15	0.34
3V830DR	3V	2108	83.00	0.16	0.35
3V850DR	3V	2159	85.00	0.16	0.36
3V900DR	3V	2286	90.00	0.17	0.38
3V950DR	3V	2413	95.00	0.18	0.40
3V1000DR	3V	2540	100.00	0.19	0.43
3V1060DR	3V	2692	106.00	0.20	0.45
3V1120DR	3V	2845	112.00	0.22	0.48
3V1180DR	3V	2997	118.00	0.23	0.50
3V1250DR	3V	3175	125.00	0.24	0.53
3V1320DR	3V	3353	132.00	0.25	0.56

DRIVE RITE Narrow - Size List

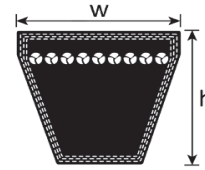


Metric			
Section	W - Width (mm)	H - Height (mm)	Weight (Kg/m)
3V	9	8	0.076
5V	15	13	0.223
8V	25	23	0.504

Imperial			
Section	W - Width (in)	H - Height (in)	Weight (lb/inches)
3V	3/8	5/16	0.004
5V	5/8	17/32	0.012
8V	1	7/8	0.028

DAYCO Part Nr	Section	Lo Outside length (mm)	Lo Outside length (in)	Weight (Kg)	Weight (lbs)
3V1400DR	3V	3556	140.00	0.27	0.60
3V1450DR	3V	3683	145.00	0.28	0.62
3V1500DR	3V	3810	150.00	0.29	0.64
5V500DR	5V	1270	50.00	0.28	0.62
5V530DR	5V	1346	53.00	0.30	0.66
5V560DR	5V	1422	56.00	0.32	0.70
5V600DR	5V	1524	60.00	0.34	0.75
5V630DR	5V	1600	63.00	0.36	0.79
5V670DR	5V	1702	67.00	0.38	0.84
5V710DR	5V	1803	71.00	0.40	0.89
5V750DR	5V	1905	75.00	0.42	0.94
5V800DR	5V	2032	80.00	0.45	1.00
5V850DR	5V	2159	85.00	0.48	1.06
5V900DR	5V	2286	90.00	0.51	1.12
5V950DR	5V	2413	95.00	0.54	1.19
5V1000DR	5V	2540	100.00	0.57	1.25
5V1020DR	5V	2591	102.00	0.58	1.27
5V1060DR	5V	2692	106.00	0.60	1.32
5V1080DR	5V	2743	108.00	0.61	1.35
5V1120DR	5V	2845	112.00	0.63	1.40
5V1150DR	5V	2921	115.00	0.65	1.44
5V1180DR	5V	2997	118.00	0.67	1.47
5V1190DR	5V	3023	119.00	0.67	1.49
5V1250DR	5V	3175	125.00	0.71	1.56
5V1320DR	5V	3353	132.00	0.75	1.65
5V1400DR	5V	3556	140.00	0.79	1.75
5V1500DR	5V	3810	150.00	0.85	1.87
5V1600DR	5V	4064	160.00	0.91	2.00
5V1630DR	5V	4140	163.00	0.92	2.04
5V1700DR	5V	4318	170.00	0.96	2.12
5V1800DR	5V	4572	180.00	1.02	2.25
5V1850DR	5V	4699	185.00	1.05	2.31
5V1900DR	5V	4826	190.00	1.08	2.37
5V2000DR	5V	5080	200.00	1.13	2.50

DRIVE RITE Narrow - Size List



Metric			
Section	W - Width (mm)	H - Height (mm)	Weigth (Kg/m)
3V	9	8	0.076
5V	15	13	0.223
8V	25	23	0.504

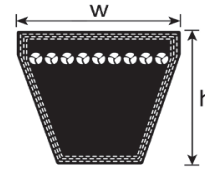
Imperial			
Section	W - Width (in)	H - Height (in)	Weigth (lb/inches)
3V	3/8	5/16	0.004
5V	5/8	17/32	0.012
8V	1	7/8	0.028

DAYCO Part Nr	Section	Lo Outside length (mm)	Lo Outside length (in)	Weigth (Kg)	Weigth (lbs)
5V2120DR	5V	5385	212.00	1.20	2.65
5V2240DR	5V	5690	224.00	1.27	2.80
5V2360DR	5V	5994	236.00	1.34	2.95
5V2500DR	5V	6350	250.00	1.42	3.12
5V2650DR	5V	6731	265.00	1.50	3.31
5V2800DR	5V	7112	280.00	1.59	3.50
5V3000DR	5V	7620	300.00	1.70	3.75
5V3150DR	5V	8001	315.00	1.78	3.93
5V3350DR	5V	8509	335.00	1.90	4.18
5V3550DR	5V	9017	355.00	2.01	4.43
8V1000DR	8V	2540	100.00	1.28	2.82
8V1060DR	8V	2692	106.00	1.36	2.99
8V1120DR	8V	2845	112.00	1.43	3.16
8V1180DR	8V	2997	118.00	1.51	3.33
8V1250DR	8V	3175	125.00	1.60	3.53
8V1320DR	8V	3353	132.00	1.69	3.73
8V1400DR	8V	3556	140.00	1.79	3.95
8V1500DR	8V	3810	150.00	1.92	4.23
8V1600DR	8V	4064	160.00	2.05	4.52
8V1700DR	8V	4318	170.00	2.18	4.80
8V1800DR	8V	4572	180.00	2.30	5.08
8V1900DR	8V	4826	190.00	2.43	5.36
8V2000DR	8V	5080	200.00	2.56	5.64
8V2120DR	8V	5385	212.00	2.71	5.98
8V2240DR	8V	5690	224.00	2.87	6.32
8V2300DR	8V	5842	230.00	2.94	6.49
8V2360DR	8V	5994	236.00	3.02	6.66
8V2500DR	8V	6350	250.00	3.20	7.06
8V2550DR	8V	6477	255.00	3.26	7.20
8V2650DR	8V	6731	265.00	3.39	7.48
8V2800DR	8V	7112	280.00	3.58	7.90
8V3000DR	8V	7620	300.00	3.84	8.47
8V3150DR	8V	8001	315.00	4.03	8.89
8V3300DR	8V	8382	330.00	4.22	9.31

DRIVE RITE Narrow - Size List



V-Belt

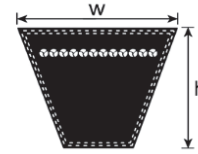


Metric			
Section	W - Width (mm)	H - Height (mm)	Weight (Kg/m)
3V	9	8	0.076
5V	15	13	0.223
8V	25	23	0.504

Imperial			
Section	W - Width (in)	H - Height (in)	Weight (lb/inches)
3V	3/8	5/16	0.004
5V	5/8	17/32	0.012
8V	1	7/8	0.028

DAYCO Part Nr	Section	Lo Outside length (mm)	Lo Outside length (in)	Weight (Kg)	Weight (lbs)
8V3350DR	8V	8509	335.00	4.29	9.45
8V3550DR	8V	9017	355.00	4.54	10.02
8V3600DR	8V	9144	360.00	4.61	10.16
8V3750DR	8V	9525	375.00	4.80	10.58
8V4000DR	8V	10160	400.00	5.12	11.29
8V4250DR	8V	10795	425.00	5.44	11.99
8V4500DR	8V	11430	450.00	5.76	12.70
8V4750DR	8V	12065	475.00	6.08	13.41
8V5000DR	8V	12700	500.00	6.40	14.11
8V5600DR	8V	14224	560.00	7.17	15.80

DRIVE RITE Wedge - Product Description



Metric			
Section	W - Width (mm)	H - Height (mm)	Weight (Kg/m)
SPZ	10	8	0.076
SPA	13	10	0.134
SPB	17	14	0.223
SPC	22	18	0.354

Imperial			
Section	W - Width (in)	H - Height (in)	Weight (lb/inches)
SPZ	25/64	5/16	0.004
SPA	33/64	25/64	0.007
SPB	43/64	35/64	0.012
SPC	7/8	45/64	0.02

V-Belt Wrapped

Part Number Description: **SPA1200DR**

SPA: Profile (13mm X 10mm)

1200: Datum Length (mm)

DR: Drive Rite

Features and Benefits:

Fabric Cover: PET/Cotton, CR Impregnated

- Abrasion, wear and Oil Resistance
- Static Conductivity: ISO 1813

Tension Cords: Polyester (PET)

- Good Dimensional stability

Compression Rubber: SBR/NR Rubber blend

- Resistant to bending stress
- Oil and Heat resistance
- Temperature Range: -35 To +70 C° / -31 To 160 F°

Matching Length Tolerances: DIN 7753

Wedge Profile (Metric): Higher Power transmission capacity compared to Classical V Profile (Z, A, B, C, D, E)

Best Value Cost/Performance

Markets and Applications:

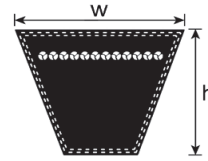
Recommended for, industrial applications designed with Metric cross-sections belts, where space, weight and power capacity are critical

Pulley Standards: DIN2211 – ISO 4183

DRIVE RITE Wedge - Size List



V-Belt



Metric			
Section	W - Width (mm)	H - Height (mm)	Weight (Kg/m)
SPZ	10	8	0.076
SPA	13	10	0.134
SPB	17	14	0.223
SPC	22	18	0.354

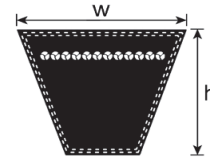
Imperial			
Section	W - Width (in)	H - Height (in)	Weight (lb/inches)
SPZ	25/64	5/16	0.004
SPA	33/64	25/64	0.007
SPB	43/64	35/64	0.012
SPC	7/8	45/64	0.02

DAYCO Part Nr	Section	Ld Datum length (mm)	Ld Datum length (in)	Weight (Kg)	Weight (lbs)
SPZ487DR	SPZ	487	19.20	0.04	0.08
SPZ512DR	SPZ	512	20.20	0.04	0.09
SPZ562DR	SPZ	562	22.15	0.04	0.10
SPZ587DR	SPZ	587	23.15	0.05	0.10
SPZ612DR	SPZ	612	24.10	0.05	0.10
SPZ630DR	SPZ	630	24.80	0.05	0.11
SPZ637DR	SPZ	637	25.10	0.05	0.11
SPZ662DR	SPZ	662	26.10	0.05	0.11
SPZ670DR	SPZ	670	26.40	0.05	0.11
SPZ687DR	SPZ	687	27.05	0.05	0.12
SPZ700DR	SPZ	700	27.55	0.05	0.12
SPZ710DR	SPZ	710	27.95	0.05	0.12
SPZ722DR	SPZ	722	28.45	0.06	0.12
SPZ737DR	SPZ	737	29.05	0.06	0.13
SPZ750DR	SPZ	750	29.55	0.06	0.13
SPZ762DR	SPZ	762	30.00	0.06	0.13
SPZ772DR	SPZ	772	30.40	0.06	0.13
SPZ787DR	SPZ	787	31.00	0.06	0.13
SPZ800DR	SPZ	800	31.50	0.06	0.14
SPZ812DR	SPZ	812	32.00	0.06	0.14
SPZ825DR	SPZ	825	32.50	0.06	0.14
SPZ837DR	SPZ	837	32.95	0.06	0.14
SPZ850DR	SPZ	850	33.50	0.07	0.14
SPZ862DR	SPZ	862	33.95	0.07	0.15
SPZ875DR	SPZ	875	34.45	0.07	0.15
SPZ887DR	SPZ	887	34.95	0.07	0.15
SPZ900DR	SPZ	900	35.45	0.07	0.15
SPZ912DR	SPZ	912	35.95	0.07	0.15
SPZ925DR	SPZ	925	36.45	0.07	0.16
SPZ937DR	SPZ	937	36.90	0.07	0.16
SPZ950DR	SPZ	950	37.40	0.07	0.16
SPZ962DR	SPZ	962	37.90	0.07	0.16
SPZ975DR	SPZ	975	38.40	0.07	0.17
SPZ987DR	SPZ	987	38.90	0.08	0.17

DRIVE RITE Wedge - Size List



V-Belt

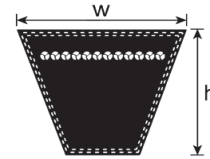


Metric			
Section	W - Width (mm)	H - Height (mm)	Weight (Kg/m)
SPZ	10	8	0.076
SPA	13	10	0.134
SPB	17	14	0.223
SPC	22	18	0.354

Imperial			
Section	W - Width (in)	H - Height (in)	Weight (lb/inches)
SPZ	25/64	5/16	0.004
SPA	33/64	25/64	0.007
SPB	43/64	35/64	0.012
SPC	7/8	45/64	0.02

DAYCO Part Nr	Section	Ld Datum length (mm)	Ld Datum length (in)	Weight (Kg)	Weight (lbs)
SPZ1000DR	SPZ	1000	39.40	0.08	0.17
SPZ1012DR	SPZ	1012	39.85	0.08	0.17
SPZ1024DR	SPZ	1024	40.35	0.08	0.17
SPZ1037DR	SPZ	1037	40.85	0.08	0.18
SPZ1047DR	SPZ	1047	41.25	0.08	0.18
SPZ1060DR	SPZ	1060	41.75	0.08	0.18
SPZ1077DR	SPZ	1077	42.40	0.08	0.18
SPZ1087DR	SPZ	1087	42.80	0.08	0.18
SPZ1112DR	SPZ	1112	43.80	0.09	0.19
SPZ1120DR	SPZ	1120	44.10	0.09	0.19
SPZ1137DR	SPZ	1137	44.80	0.09	0.19
SPZ1147DR	SPZ	1147	45.15	0.09	0.19
SPZ1150DR	SPZ	1150	45.30	0.09	0.19
SPZ1162DR	SPZ	1162	45.75	0.09	0.20
SPZ1180DR	SPZ	1180	46.50	0.09	0.20
SPZ1187DR	SPZ	1187	46.75	0.09	0.20
SPZ1200DR	SPZ	1200	47.25	0.09	0.20
SPZ1202DR	SPZ	1202	47.35	0.09	0.20
SPZ1212DR	SPZ	1212	47.75	0.09	0.21
SPZ1220DR	SPZ	1220	48.05	0.09	0.21
SPZ1237DR	SPZ	1237	48.70	0.10	0.21
SPZ1250DR	SPZ	1250	49.25	0.10	0.21
SPZ1262DR	SPZ	1262	49.70	0.10	0.21
SPZ1270DR	SPZ	1270	50.00	0.10	0.21
SPZ1280DR	SPZ	1280	50.40	0.10	0.22
SPZ1287DR	SPZ	1287	50.70	0.10	0.22
SPZ1300DR	SPZ	1300	51.20	0.10	0.22
SPZ1312DR	SPZ	1312	51.65	0.10	0.22
SPZ1320DR	SPZ	1320	52.00	0.10	0.22
SPZ1337DR	SPZ	1337	52.65	0.10	0.23
SPZ1347DR	SPZ	1347	53.05	0.10	0.23
SPZ1362DR	SPZ	1362	53.65	0.10	0.23
SPZ1375DR	SPZ	1375	54.15	0.10	0.23
SPZ1387DR	SPZ	1387	54.65	0.11	0.23

DRIVE RITE Wedge - Size List



Metric			
Section	W - Width (mm)	H - Height (mm)	Weight (Kg/m)
SPZ	10	8	0.076
SPA	13	10	0.134
SPB	17	14	0.223
SPC	22	18	0.354

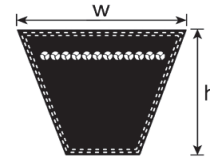
Imperial			
Section	W - Width (in)	H - Height (in)	Weight (lb/inches)
SPZ	25/64	5/16	0.004
SPA	33/64	25/64	0.007
SPB	43/64	35/64	0.012
SPC	7/8	45/64	0.02

DAYCO Part Nr	Section	Ld Datum length (mm)	Ld Datum length (in)	Weight (Kg)	Weight (lbs)
SPZ1400DR	SPZ	1400	55.15	0.11	0.24
SPZ1412DR	SPZ	1412	55.60	0.11	0.24
SPZ1420DR	SPZ	1420	55.95	0.11	0.24
SPZ1437DR	SPZ	1437	56.60	0.11	0.24
SPZ1450DR	SPZ	1450	57.10	0.11	0.25
SPZ1462DR	SPZ	1462	57.60	0.11	0.25
SPZ1470DR	SPZ	1470	57.85	0.11	0.25
SPZ1487DR	SPZ	1487	58.55	0.11	0.25
SPZ1500DR	SPZ	1500	59.10	0.11	0.25
SPZ1512DR	SPZ	1512	59.55	0.12	0.26
SPZ1520DR	SPZ	1520	59.85	0.12	0.26
SPZ1537DR	SPZ	1537	60.55	0.12	0.26
SPZ1562DR	SPZ	1562	61.50	0.12	0.26
SPZ1575DR	SPZ	1575	62.00	0.12	0.27
SPZ1587DR	SPZ	1587	62.50	0.12	0.27
SPZ1600DR	SPZ	1600	63.00	0.12	0.27
SPZ1612DR	SPZ	1612	63.50	0.12	0.27
SPZ1637DR	SPZ	1637	64.45	0.13	0.28
SPZ1650DR	SPZ	1650	65.00	0.13	0.28
SPZ1662DR	SPZ	1662	65.45	0.13	0.28
SPZ1687DR	SPZ	1687	66.45	0.13	0.28
SPZ1700DR	SPZ	1700	66.95	0.13	0.29
SPZ1737DR	SPZ	1737	68.40	0.13	0.29
SPZ1750DR	SPZ	1750	68.90	0.13	0.30
SPZ1762DR	SPZ	1762	69.40	0.13	0.30
SPZ1787DR	SPZ	1787	70.35	0.14	0.30
SPZ1800DR	SPZ	1800	70.90	0.14	0.30
SPZ1812DR	SPZ	1812	71.35	0.14	0.31
SPZ1837DR	SPZ	1837	72.35	0.14	0.31
SPZ1850DR	SPZ	1850	72.85	0.14	0.31
SPZ1862DR	SPZ	1862	73.35	0.14	0.31
SPZ1887DR	SPZ	1887	74.30	0.14	0.32
SPZ1900DR	SPZ	1900	74.80	0.15	0.32
SPZ1937DR	SPZ	1937	76.30	0.15	0.33

DRIVE RITE Wedge - Size List



V-Belt



Metric			
Section	W - Width (mm)	H - Height (mm)	Weight (Kg/m)
SPZ	10	8	0.076
SPA	13	10	0.134
SPB	17	14	0.223
SPC	22	18	0.354

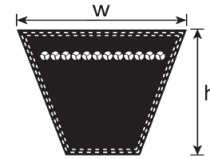
Imperial			
Section	W - Width (in)	H - Height (in)	Weight (lb/inches)
SPZ	25/64	5/16	0.004
SPA	33/64	25/64	0.007
SPB	43/64	35/64	0.012
SPC	7/8	45/64	0.02

DAYCO Part Nr	Section	Ld Datum length (mm)	Ld Datum length (in)	Weight (Kg)	Weight (lbs)
SPZ1950DR	SPZ	1950	76.80	0.15	0.33
SPZ1962DR	SPZ	1962	77.25	0.15	0.33
SPZ1987DR	SPZ	1987	78.25	0.15	0.34
SPZ2000DR	SPZ	2000	78.75	0.15	0.34
SPZ2030DR	SPZ	2030	79.95	0.16	0.34
SPZ2037DR	SPZ	2037	80.20	0.16	0.34
SPZ2060DR	SPZ	2060	81.10	0.16	0.35
SPZ2062DR	SPZ	2062	81.20	0.16	0.35
SPZ2087DR	SPZ	2087	82.20	0.16	0.35
SPZ2100DR	SPZ	2100	82.70	0.16	0.35
SPZ2120DR	SPZ	2120	83.50	0.16	0.36
SPZ2130DR	SPZ	2130	83.85	0.16	0.36
SPZ2137DR	SPZ	2137	84.15	0.16	0.36
SPZ2150DR	SPZ	2150	84.65	0.16	0.36
SPZ2160DR	SPZ	2160	85.05	0.17	0.37
SPZ2180DR	SPZ	2180	85.85	0.17	0.37
SPZ2187DR	SPZ	2187	86.10	0.17	0.37
SPZ2240DR	SPZ	2240	88.20	0.17	0.38
SPZ2287DR	SPZ	2287	90.05	0.17	0.39
SPZ2300DR	SPZ	2300	90.55	0.18	0.39
SPZ2360DR	SPZ	2360	92.95	0.18	0.40
SPZ2387DR	SPZ	2387	94.00	0.18	0.40
SPZ2410DR	SPZ	2410	94.90	0.19	0.41
SPZ2437DR	SPZ	2437	95.95	0.19	0.41
SPZ2487DR	SPZ	2487	97.90	0.19	0.42
SPZ2500DR	SPZ	2500	98.45	0.19	0.42
SPZ2540DR	SPZ	2540	100.00	0.19	0.43
SPZ2650DR	SPZ	2650	104.35	0.20	0.45
SPZ2800DR	SPZ	2800	110.25	0.21	0.47
SPZ2840DR	SPZ	2840	111.85	0.22	0.48
SPZ3000DR	SPZ	3000	118.15	0.23	0.50
SPZ3150DR	SPZ	3150	124.05	0.24	0.53
SPZ3350DR	SPZ	3350	131.90	0.26	0.56
SPZ3550DR	SPZ	3550	139.80	0.27	0.60

DRIVE RITE Wedge - Size List



V-Belt

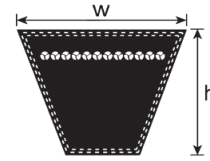


Metric			
Section	W - Width (mm)	H - Height (mm)	Weight (Kg/m)
SPZ	10	8	0.076
SPA	13	10	0.134
SPB	17	14	0.223
SPC	22	18	0.354

Imperial			
Section	W - Width (in)	H - Height (in)	Weight (lb/inches)
SPZ	25/64	5/16	0.004
SPA	33/64	25/64	0.007
SPB	43/64	35/64	0.012
SPC	7/8	45/64	0.02

DAYCO Part Nr	Section	Ld Datum length (mm)	Ld Datum length (in)	Weight (Kg)	Weight (lbs)
SPA732DR	SPA	732	28.85	0.10	0.22
SPA757DR	SPA	757	29.80	0.10	0.23
SPA782DR	SPA	782	30.80	0.11	0.24
SPA800DR	SPA	800	31.50	0.11	0.24
SPA807DR	SPA	807	31.80	0.11	0.24
SPA825DR	SPA	825	32.50	0.11	0.24
SPA832DR	SPA	832	32.80	0.11	0.25
SPA850DR	SPA	850	33.50	0.12	0.26
SPA857DR	SPA	857	33.75	0.12	0.26
SPA882DR	SPA	882	34.75	0.12	0.27
SPA900DR	SPA	900	35.45	0.12	0.27
SPA907DR	SPA	907	35.75	0.12	0.27
SPA925DR	SPA	925	36.40	0.13	0.27
SPA932DR	SPA	932	36.70	0.13	0.28
SPA950DR	SPA	950	37.40	0.13	0.29
SPA957DR	SPA	957	37.70	0.13	0.29
SPA967DR	SPA	967	38.05	0.13	0.29
SPA975DR	SPA	975	38.40	0.13	0.29
SPA982DR	SPA	982	38.70	0.13	0.30
SPA1000DR	SPA	1000	39.40	0.14	0.30
SPA1007DR	SPA	1007	39.65	0.14	0.30
SPA1032DR	SPA	1032	40.65	0.14	0.31
SPA1050DR	SPA	1050	41.35	0.14	0.32
SPA1057DR	SPA	1057	41.65	0.14	0.32
SPA1060DR	SPA	1060	41.75	0.14	0.32
SPA1080DR	SPA	1080	42,50	0,15	0,32
SPA1082DR	SPA	1082	42.60	0.15	0.32
SPA1107DR	SPA	1107	43.60	0.15	0.33
SPA1120DR	SPA	1120	44.10	0.15	0.34
SPA1132DR	SPA	1132	44.60	0.15	0.34
SPA1150DR	SPA	1150	45.30	0.16	0.35
SPA1157DR	SPA	1157	45.55	0.16	0.35
SPA1180DR	SPA	1180	46.50	0.16	0.35
SPA1207DR	SPA	1207	47.55	0.16	0.36

DRIVE RITE Wedge - Size List



Metric			
Section	W - Width (mm)	H - Height (mm)	Weight (Kg/m)
SPZ	10	8	0.076
SPA	13	10	0.134
SPB	17	14	0.223
SPC	22	18	0.354

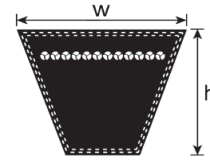
Imperial			
Section	W - Width (in)	H - Height (in)	Weight (lb/inches)
SPZ	25/64	5/16	0.004
SPA	33/64	25/64	0.007
SPB	43/64	35/64	0.012
SPC	7/8	45/64	0.02

DAYCO Part Nr	Section	Ld Datum length (mm)	Ld Datum length (in)	Weight (Kg)	Weight (lbs)
SPA1220DR	SPA	1220	48.05	0.17	0.36
SPA1232DR	SPA	1232	48.50	0.17	0.37
SPA1250DR	SPA	1250	49.25	0.17	0.37
SPA1257DR	SPA	1257	49.50	0.17	0.38
SPA1272DR	SPA	1272	50.10	0.17	0.38
SPA1282DR	SPA	1282	50.50	0.17	0.38
SPA1307DR	SPA	1307	51.50	0.18	0.39
SPA1320DR	SPA	1320	52.00	0.18	0.40
SPA1332DR	SPA	1332	52.45	0.18	0.40
SPA1337DR	SPA	1337	52,65	0,18	0,40
SPA1357DR	SPA	1357	53.45	0.18	0.41
SPA1382DR	SPA	1382	54.45	0.19	0.41
SPA1400DR	SPA	1400	55.15	0.19	0.42
SPA1407DR	SPA	1407	55.40	0.19	0.42
SPA1432DR	SPA	1432	56.40	0.19	0.43
SPA1450DR	SPA	1450	57.10	0.20	0.43
SPA1457DR	SPA	1457	57.40	0.20	0.44
SPA1482DR	SPA	1482	58.35	0.20	0.44
SPA1500DR	SPA	1500	59.10	0.20	0.45
SPA1507DR	SPA	1507	59.35	0.20	0.45
SPA1532DR	SPA	1532	60.35	0.21	0.46
SPA1550DR	SPA	1550	61.05	0.21	0.46
SPA1557DR	SPA	1557	61.30	0.21	0.47
SPA1582DR	SPA	1582	62.30	0.21	0.47
SPA1600DR	SPA	1600	63.00	0.22	0.48
SPA1607DR	SPA	1607	63.30	0.22	0.48
SPA1632DR	SPA	1632	64.25	0.22	0.49
SPA1657DR	SPA	1657	65.25	0.22	0.49
SPA1682DR	SPA	1682	66.25	0.23	0.50
SPA1700DR	SPA	1700	66.95	0.23	0.51
SPA1707DR	SPA	1707	67.20	0.23	0.51
SPA1732DR	SPA	1732	68.20	0.23	0.52
SPA1750DR	SPA	1750	68,90	0,24	0,52
SPA1750DR	SPA	1750	68.90	0.24	0.52

DRIVE RITE Wedge - Size List



V-Belt

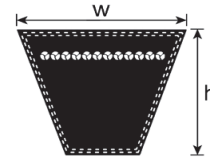


Metric			
Section	W - Width (mm)	H - Height (mm)	Weight (Kg/m)
SPZ	10	8	0.076
SPA	13	10	0.134
SPB	17	14	0.223
SPC	22	18	0.354

Imperial			
Section	W - Width (in)	H - Height (in)	Weight (lb/inches)
SPZ	25/64	5/16	0.004
SPA	33/64	25/64	0.007
SPB	43/64	35/64	0.012
SPC	7/8	45/64	0.02

DAYCO Part Nr	Section	Ld Datum length (mm)	Ld Datum length (in)	Weight (Kg)	Weight (lbs)
SPA1757DR	SPA	1757	69.20	0.24	0.52
SPA1782DR	SPA	1782	70.20	0.24	0.53
SPA1800DR	SPA	1800	70.90	0.24	0.54
SPA1807DR	SPA	1807	71.15	0.24	0.54
SPA1832DR	SPA	1832	72.15	0.25	0.55
SPA1857DR	SPA	1857	73.15	0.25	0.55
SPA1882DR	SPA	1882	74.10	0.25	0.56
SPA1900DR	SPA	1900	74.80	0.26	0.57
SPA1907DR	SPA	1907	75.10	0.26	0.57
SPA1932DR	SPA	1932	76.10	0.26	0.58
SPA1950DR	SPA	1950	76.80	0.26	0.58
SPA1957DR	SPA	1957	77.05	0.26	0.58
SPA1982DR	SPA	1982	78.05	0.27	0.59
SPA2000DR	SPA	2000	78.75	0.27	0.60
SPA2032DR	SPA	2032	80.00	0.27	0.61
SPA2057DR	SPA	2057	81.00	0.28	0.61
SPA2082DR	SPA	2082	82.00	0.28	0.62
SPA2100DR	SPA	2100	82.70	0.28	0.62
SPA2120DR	SPA	2120	83.50	0.29	0.63
SPA2132DR	SPA	2132	83.95	0.29	0.64
SPA2150DR	SPA	2150	84.65	0.29	0.64
SPA2180DR	SPA	2180	85.85	0.29	0.64
SPA2182DR	SPA	2182	85.95	0.29	0.65
SPA2207DR	SPA	2207	86.90	0.30	0.66
SPA2232DR	SPA	2232	87.90	0.30	0.66
SPA2240DR	SPA	2240	88.20	0.30	0.67
SPA2282DR	SPA	2282	89.85	0.31	0.68
SPA2300DR	SPA	2300	90.55	0.31	0.68
SPA2307DR	SPA	2307	90.85	0.31	0.69
SPA2332DR	SPA	2332	91.85	0.31	0.69
SPA2360DR	SPA	2360	92.95	0.32	0.70
SPA2382DR	SPA	2382	93.80	0.32	0.71
SPA2400DR	SPA	2400	94.50	0.32	0.71
SPA2432DR	SPA	2432	95.75	0.33	0.72

DRIVE RITE Wedge - Size List

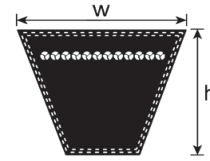


Metric			
Section	W - Width (mm)	H - Height (mm)	Weight (Kg/m)
SPZ	10	8	0.076
SPA	13	10	0.134
SPB	17	14	0.223
SPC	22	18	0.354

Imperial			
Section	W - Width (in)	H - Height (in)	Weight (lb/inches)
SPZ	25/64	5/16	0.004
SPA	33/64	25/64	0.007
SPB	43/64	35/64	0.012
SPC	7/8	45/64	0.02

DAYCO Part Nr	Section	Ld Datum length (mm)	Ld Datum length (in)	Weight (Kg)	Weight (lbs)
SPA2450DR	SPA	2450	96.45	0.33	0.73
SPA2482DR	SPA	2482	97.75	0.34	0.74
SPA2500DR	SPA	2500	98.45	0.34	0.74
SPA2532DR	SPA	2532	99.70	0.34	0.75
SPA2550DR	SPA	2550	100.40	0.34	0.76
SPA2582DR	SPA	2582	101.65	0.35	0.77
SPA2607DR	SPA	2607	102.65	0.35	0.78
SPA2632DR	SPA	2632	103.65	0.36	0.78
SPA2650DR	SPA	2650	104.35	0.36	0.79
SPA2682DR	SPA	2682	105.60	0.36	0.80
SPA2700DR	SPA	2700	106.30	0.36	0.80
SPA2720DR	SPA	2720	107.10	0.37	0.81
SPA2732DR	SPA	2732	107.60	0.37	0.81
SPA2750DR	SPA	2750	108.25	0.37	0.82
SPA2782DR	SPA	2782	109.55	0.38	0.83
SPA2800DR	SPA	2800	110.25	0.38	0.83
SPA2832DR	SPA	2832	111.50	0.38	0.84
SPA2847DR	SPA	2847	112.10	0.38	0.85
SPA2882DR	SPA	2882	113.50	0.39	0.86
SPA2900DR	SPA	2900	114.15	0.39	0.87
SPA2932DR	SPA	2932	115.45	0.40	0.87
SPA2950DR	SPA	2950	116.15	0.40	0.88
SPA2982DR	SPA	2982	117.40	0.40	0.89
SPA3000DR	SPA	3000	118.15	0.40	0.89
SPA3032DR	SPA	3032	119.40	0.41	0.90
SPA3082DR	SPA	3082	121.35	0.42	0.92
SPA3150DR	SPA	3150	124.05	0.42	0.94
SPA3182DR	SPA	3182	125.30	0.43	0.95
SPA3200DR	SPA	3200	126.00	0.43	0.96
SPA3250DR	SPA	3250	127.95	0.44	0.97
SPA3282DR	SPA	3282	129.25	0.44	0.97
SPA3350DR	SPA	3350	131.90	0.45	0.99
SPA3382DR	SPA	3382	133.15	0.46	1.00
SPA3450DR	SPA	3450	135.85	0.46	1.02

DRIVE RITE Wedge - Size List



Metric			
Section	W - Width (mm)	H - Height (mm)	Weight (Kg/m)
SPZ	10	8	0.076
SPA	13	10	0.134
SPB	17	14	0.223
SPC	22	18	0.354

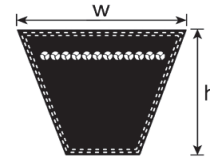
Imperial			
Section	W - Width (in)	H - Height (in)	Weight (lb/inches)
SPZ	25/64	5/16	0.004
SPA	33/64	25/64	0.007
SPB	43/64	35/64	0.012
SPC	7/8	45/64	0.02

DAYCO Part Nr	Section	Ld Datum length (mm)	Ld Datum length (in)	Weight (Kg)	Weight (lbs)
SPA3500DR	SPA	3500	137.80	0.47	1.04
SPA3550DR	SPA	3550	139.80	0.48	1.05
SPA3650DR	SPA	3650	143.70	0.49	1.08
SPA3750DR	SPA	3750	147.65	0.50	1.11
SPA4000DR	SPA	4000	157.50	0.54	1.19
SPA4250DR	SPA	4250	167.35	0.57	1.26
SPA4500DR	SPA	4500	177.20	0.61	1.33
SPA6700DR	SPA	6700	263.80	0.91	1.99
SPB1250DR	SPB	1250	49.25	0.28	0.63
SPB1300DR	SPB	1300	51.20	0.29	0.64
SPB1320DR	SPB	1320	52.00	0.30	0.66
SPB1380DR	SPB	1380	54.35	0.31	0.68
SPB1400DR	SPB	1400	55.15	0.32	0.70
SPB1420DR	SPB	1420	55.90	0.32	0.70
SPB1450DR	SPB	1450	57.10	0.33	0.72
SPB1500DR	SPB	1500	59.10	0.34	0.75
SPB1520DR	SPB	1520	59.85	0.34	0.75
SPB1525DR	SPB	1525	60.05	0.34	0.75
SPB1550DR	SPB	1550	61.05	0.35	0.77
SPB1600DR	SPB	1600	63.00	0.36	0.80
SPB1650DR	SPB	1650	65.00	0.37	0.82
SPB1675DR	SPB	1675	65.95	0.38	0.83
SPB1700DR	SPB	1700	66.95	0.38	0.85
SPB1725DR	SPB	1725	67.90	0.39	0.85
SPB1750DR	SPB	1750	68.90	0.40	0.87
SPB1800DR	SPB	1800	70.90	0.41	0.90
SPB1850DR	SPB	1850	72.85	0.42	0.92
SPB1860DR	SPB	1860	73.20	0.42	0.92
SPB1900DR	SPB	1900	74.80	0.43	0.94
SPB1930DR	SPB	1930	76.00	0.43	0.95
SPB1950DR	SPB	1950	76.80	0.44	0.97
SPB2000DR	SPB	2000	78.75	0.45	0.99
SPB2020DR	SPB	2020	79.55	0.46	1.00
SPB2030DR	SPB	2030	79.90	0.46	1.00

DRIVE RITE Wedge - Size List



V-Belt

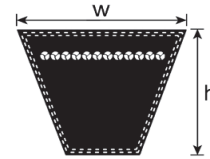


Metric			
Section	W - Width (mm)	H - Height (mm)	Weight (Kg/m)
SPZ	10	8	0.076
SPA	13	10	0.134
SPB	17	14	0.223
SPC	22	18	0.354

Imperial			
Section	W - Width (in)	H - Height (in)	Weight (lb/inches)
SPZ	25/64	5/16	0.004
SPA	33/64	25/64	0.007
SPB	43/64	35/64	0.012
SPC	7/8	45/64	0.02

DAYCO Part Nr	Section	Ld Datum length (mm)	Ld Datum length (in)	Weight (Kg)	Weight (lbs)
SPB2050DR	SPB	2050	80.70	0.46	1.01
SPB2060DR	SPB	2060	81.10	0.46	1.02
SPB2080DR	SPB	2080	81.90	0.47	1.03
SPB2100DR	SPB	2100	82.70	0.47	1.04
SPB2120DR	SPB	2120	83.50	0.48	1.05
SPB2150DR	SPB	2150	84.65	0.48	1.07
SPB2180DR	SPB	2180	85.85	0.49	1.08
SPB2210DR	SPB	2210	87.00	0.50	1.09
SPB2240DR	SPB	2240	88.20	0.50	1.11
SPB2280DR	SPB	2280	89.80	0.51	1.13
SPB2300DR	SPB	2300	90.55	0.52	1.14
SPB2320DR	SPB	2320	91.35	0.52	1.15
SPB2360DR	SPB	2360	92.95	0.53	1.17
SPB2391DR	SPB	2391	94.15	0.54	1.19
SPB2400DR	SPB	2400	94.50	0.54	1.19
SPB2410DR	SPB	2410	94.90	0.54	1.20
SPB2430DR	SPB	2430	95.70	0.55	1.21
SPB2450DR	SPB	2450	96.45	0.55	1.21
SPB2475DR	SPB	2475	97.45	0.56	1.23
SPB2500DR	SPB	2500	98.45	0.56	1.24
SPB2530DR	SPB	2530	99.65	0.57	1.25
SPB2550DR	SPB	2550	100.40	0.57	1.26
SPB2580DR	SPB	2580	101.60	0.58	1.28
SPB2600DR	SPB	2600	102.35	0.58	1.29
SPB2650DR	SPB	2650	104.35	0.60	1.31
SPB2680DR	SPB	2680	105.55	0.60	1.33
SPB2700DR	SPB	2700	106.30	0.61	1.34
SPB2720DR	SPB	2720	107.10	0.61	1.35
SPB2732DR	SPB	2732	107.55	0.61	1.35
SPB2750DR	SPB	2750	108.25	0.62	1.36
SPB2800DR	SPB	2800	110.25	0.63	1.39
SPB2840DR	SPB	2840	111.85	0.64	1.41
SPB2850DR	SPB	2850	112.20	0.64	1.41
SPB2900DR	SPB	2900	114.20	0.65	1.44

DRIVE RITE Wedge - Size List

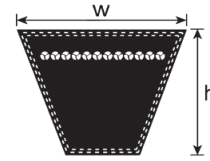


Metric			
Section	W - Width (mm)	H - Height (mm)	Weight (Kg/m)
SPZ	10	8	0.076
SPA	13	10	0.134
SPB	17	14	0.223
SPC	22	18	0.354

Imperial			
Section	W - Width (in)	H - Height (in)	Weight (lb/inches)
SPZ	25/64	5/16	0.004
SPA	33/64	25/64	0.007
SPB	43/64	35/64	0.012
SPC	7/8	45/64	0.02

DAYCO Part Nr	Section	Ld Datum length (mm)	Ld Datum length (in)	Weight (Kg)	Weight (lbs)
SPB2920DR	SPB	2920	114.95	0.65	1.44
SPB2950DR	SPB	2950	116.15	0.66	1.46
SPB3000DR	SPB	3000	118.15	0.67	1.49
SPB3050DR	SPB	3050	120.10	0.68	1.51
SPB3070DR	SPB	3070	120.85	0.69	1.52
SPB3100DR	SPB	3100	122.05	0.70	1.53
SPB3150DR	SPB	3150	124.05	0.71	1.56
SPB3170DR	SPB	3170	124.80	0.71	1.57
SPB3200DR	SPB	3200	126.00	0.72	1.58
SPB3250DR	SPB	3250	127.95	0.73	1.61
SPB3300DR	SPB	3300	129.90	0.74	1.63
SPB3340DR	SPB	3340	131.50	0.75	1.65
SPB3350DR	SPB	3350	131.90	0.75	1.66
SPB3450DR	SPB	3450	135.85	0.77	1.71
SPB3500DR	SPB	3500	137.80	0.79	1.73
SPB3550DR	SPB	3550	139.80	0.80	1.76
SPB3650DR	SPB	3650	143.70	0.82	1.81
SPB3750DR	SPB	3750	147.65	0.84	1.85
SPB3800DR	SPB	3800	149.65	0.85	1.88
SPB3870DR	SPB	3870	152.40	0.87	1.91
SPB4000DR	SPB	4000	157.50	0.90	1.98
SPB4060DR	SPB	4060	159.85	0.91	2.01
SPB4120DR	SPB	4120	162.20	0.92	2.04
SPB4250DR	SPB	4250	167.35	0.95	2.10
SPB4310DR	SPB	4310	169.70	0.97	2.13
SPB4370DR	SPB	4370	172.05	0.98	2.16
SPB4500DR	SPB	4500	177.20	1.01	2.22
SPB4560DR	SPB	4560	179.55	1.02	2.25
SPB4750DR	SPB	4750	187.05	1.06	2.35
SPB4820DR	SPB	4820	189.80	1.08	2.38
SPB5000DR	SPB	5000	196.85	1.12	2.47
SPB5300DR	SPB	5300	208.70	1.19	2.62
SPB5600DR	SPB	5600	220.50	1.25	2.76
SPB6000DR	SPB	6000	236.25	1.34	2.96

DRIVE RITE Wedge - Size List

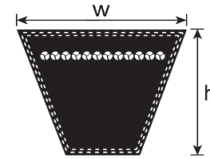


Metric			
Section	W - Width (mm)	H - Height (mm)	Weight (Kg/m)
SPZ	10	8	0.076
SPA	13	10	0.134
SPB	17	14	0.223
SPC	22	18	0.354

Imperial			
Section	W - Width (in)	H - Height (in)	Weight (lb/inches)
SPZ	25/64	5/16	0.004
SPA	33/64	25/64	0.007
SPB	43/64	35/64	0.012
SPC	7/8	45/64	0.02

DAYCO Part Nr	Section	Ld Datum length (mm)	Ld Datum length (in)	Weight (Kg)	Weight (lbs)
SPB6300DR	SPB	6300	248.05	1.41	3.11
SPB6700DR	SPB	6700	263.80	1.50	3.30
SPB7100DR	SPB	7100	279.55	1.59	3.50
SPB7500DR	SPB	7500	295.30	1.68	3.70
SPB8000DR	SPB	8000	315.00	1.79	3.94
SPB9500DR	SPB	9500	374.00	2.13	4.70
SPC2000DR	SPC	2000	78.75	0.72	1.58
SPC2120DR	SPC	2120	83.50	0.76	1.68
SPC2240DR	SPC	2240	88.20	0.80	1.77
SPC2340DR	SPC	2340	92.15	0.84	1.85
SPC2360DR	SPC	2360	92.95	0.85	1.87
SPC2400DR	SPC	2400	94.50	0.86	1.90
SPC2500DR	SPC	2500	98.45	0.90	1.97
SPC2600DR	SPC	2600	102.40	0.93	2.05
SPC2650DR	SPC	2650	104.35	0.95	2.09
SPC2700DR	SPC	2700	106.30	0.96	2.14
SPC2750DR	SPC	2750	108.25	0.98	2.17
SPC2800DR	SPC	2800	110.25	1.00	2.21
SPC2850DR	SPC	2850	112.20	1.02	2.25
SPC2890DR	SPC	2890	113.80	1.03	2.28
SPC2900DR	SPC	2900	114.15	1.04	2.29
SPC2950DR	SPC	2950	116.15	1.05	2.33
SPC3000DR	SPC	3000	118.15	1.07	2.36
SPC3150DR	SPC	3150	124.05	1.13	2.48
SPC3200DR	SPC	3200	126.00	1.14	2.53
SPC3250DR	SPC	3250	127.95	1.16	2.57
SPC3300DR	SPC	3300	129.90	1.18	2.61
SPC3350DR	SPC	3350	131.90	1.20	2.64
SPC3400DR	SPC	3400	133.85	1.21	2.69
SPC3450DR	SPC	3450	135.85	1.23	2.73
SPC3500DR	SPC	3500	137.80	1.25	2.77
SPC3550DR	SPC	3550	139.80	1.27	2.79
SPC3750DR	SPC	3750	147.65	1.34	2.95
SPC4000DR	SPC	4000	157.50	1.43	3.15

DRIVE RITE Wedge - Size List




Metric			
Section	W - Width (mm)	H - Height (mm)	Weigth (Kg/m)
SPZ	10	8	0.076
SPA	13	10	0.134
SPB	17	14	0.223
SPC	22	18	0.354

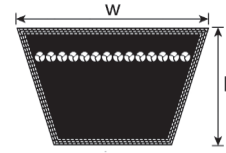
Imperial			
Section	W - Width (in)	H - Height (in)	Weigth (lb/inches)
SPZ	25/64	5/16	0.004
SPA	33/64	25/64	0.007
SPB	43/64	35/64	0.012
SPC	7/8	45/64	0.02

DAYCO Part Nr	Section	Ld Datum length (mm)	Ld Datum length (in)	Weigth (Kg)	Weigth (lbs)
SPC4250DR	SPC	4250	167.35	1.52	3.34
SPC4400DR	SPC	4400	173.25	1.57	3.46
SPC4500DR	SPC	4500	177.20	1.60	3.54
SPC4710DR	SPC	4710	185.45	1.68	3.72
SPC4750DR	SPC	4750	187.05	1.69	3.73
SPC5000DR	SPC	5000	196.85	1.78	3.93
SPC5300DR	SPC	5300	208.70	1.89	4.16
SPC5600DR	SPC	5600	220.50	1.99	4.39
SPC5800DR	SPC	5800	228.35	2.07	4.59
SPC6000DR	SPC	6000	236.25	2.13	4.71
SPC6250DR	SPC	6250	246.05	2.23	4.94
SPC6300DR	SPC	6300	248.05	2.24	4.94
SPC6700DR	SPC	6700	263.80	2.38	5.25
SPC6800DR	SPC	6800	267.70	2.43	5.38
SPC7000DR	SPC	7000	275.60	2.50	5.54
SPC7100DR	SPC	7100	279.55	2.52	5.56
SPC7500DR	SPC	7500	295.30	2.67	5.88
SPC7800DR	SPC	7800	307.10	2.79	6.17
SPC8000DR	SPC	8000	315.00	2.84	6.27
SPC8500DR	SPC	8500	334.65	3.02	6.66
SPC8750DR	SPC	8750	344.50	3.13	6.92
SPC9000DR	SPC	9000	354.35	3.20	7.05
SPC9500DR	SPC	9500	374.05	3.37	7.44
SPC10000DR	SPC	10000	393.70	3.55	7.83
SPC10600DR	SPC	10600	417.35	3.76	8.30
SPC11200DR	SPC	11200	440.95	3.98	8.76

DRIVE RITE X Classical - Product Description



V-Belt Raw Edge **DRIVE RITE**



Metric			
Section	W - Width (mm)	H - Height (mm)	Weight (Kg/m)
ZX	10	6	0.051
AX	13	8	0.115
BX	17	11	0.193
CX	22	14	0.32

Imperial			
Section	W - Width (in)	H - Height (in)	Weight (lb/inches)
ZX	25/64	15/16	0.003
AX	33/64	5/16	0.005
BX	43/64	13/32	0.01
CX	5/64	17/32	0.017

V-Belt Raw Edge

Part Number Description: **AX40DR**

AX: Profile (13mm X 8mm)

40: Internal Length (inches)

DR: Drive Rite

Features and Benefits:

Fabric Cover: PET/Cotton to enhance flexibility

Polyester cord designed for high stability, low tension decay, enable resistance to overloads and shock loads.

Cogs profile engineered to improve bending fatigue, provide extra flexibility for smaller pulley and cooling effects.

Body compound fibers loaded made of CR rubber blend

- Very good abrasion resistance
- High Coefficient of friction (increased Power capacity vs. wrapped belt)
- Good oil and Heat resistance
- Temperature Range: -30°C To +90°C / -22°F To 194°F
- Static conductive ISO1813

RLT: Restricted length tolerance, manufactured with restricted tolerance for set matching

Markets and Applications:

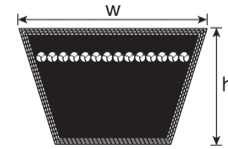
Recommended for all Industrial applications (textile mills, fan, lathes, grinding machine, compressors, pumps, woods...), designed where space, weight and power capacity are critical.

Pulley standards: DIN2211–ISO4183

DRIVE RITE X Classical - Size List



V-Belt Raw Edge **DRIVE RITE**



Metric			
Section	W - Width (mm)	H - Height (mm)	Weight (Kg/m)
ZX	10	6	0.06
AX	13	8	0.09
BX	17	11	0.18
CX	22	14	0.3

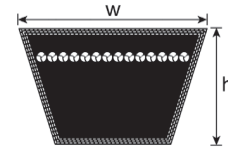
Imperial			
Section	W - Width (in)	H - Height (in)	Weight (lb/inches)
ZX	25/64	15/16	0.003
AX	33/64	5/16	0.005
BX	43/64	13/32	0.01
CX	5/64	17/32	0.017

DAYCO Part Nr	Section	Li Inside length (mm)	Ld Datum length (mm)	Li Inside length (in)	Ld Datum length (in)	Weight (Kg)	Weight (lbs)
ZX15.75DR	ZX	400	425	15.75	16.75	0.02	0.05
ZX17.5DR	ZX	445	470	17.50	18.50	0.02	0.05
ZX18DR	ZX	457	483	18.00	19.00	0.02	0.05
ZX19.5DR	ZX	495	521	19.50	20.50	0.03	0.06
ZX20DR	ZX	508	533	20.00	21.00	0.03	0.06
ZX20.5DR	ZX	521	546	20.50	21.50	0.03	0.06
ZX21DR	ZX	533	558	21.00	22.00	0.03	0.06
ZX21.25DR	ZX	540	565	21.25	22.25	0.03	0.06
ZX21.5DR	ZX	546	571	21.50	22.50	0.03	0.07
ZX21.75DR	ZX	552	577	21.75	22.75	0.03	0.07
ZX22DR	ZX	559	584	22.00	23.00	0.03	0.07
ZX22.25DR	ZX	565	590	22.25	23.25	0.03	0.07
ZX22.5DR	ZX	572	597	22.50	23.50	0.03	0.07
ZX23DR	ZX	584	609	23.00	24.00	0.03	0.07
ZX23.5DR	ZX	597	622	23.50	24.50	0.03	0.07
ZX23.75DR	ZX	603	628	23.75	24.75	0.03	0.07
ZX24DR	ZX	610	635	24.00	25.00	0.03	0.07
ZX24.75DR	ZX	629	654	24.75	25.75	0.03	0.07
ZX25DR	ZX	635	660	25.00	26.00	0.03	0.08
ZX25.5DR	ZX	648	673	25.50	26.50	0.03	0.08
ZX25.75DR	ZX	654	679	25.75	26.75	0.04	0.08
ZX26DR	ZX	660	685	26.00	27.00	0.04	0.08
ZX26.5DR	ZX	673	698	26.50	27.50	0.04	0.08
ZX27DR	ZX	686	711	27.00	28.00	0.04	0.08
ZX27.5DR	ZX	699	724	27.50	28.50	0.04	0.08
ZX28DR	ZX	711	736	28.00	29.00	0.04	0.08
ZX28.5DR	ZX	724	749	28.50	29.50	0.04	0.09
ZX29DR	ZX	737	762	29.00	30.00	0.04	0.09
ZX29.5DR	ZX	749	774	29.50	30.50	0.04	0.09
ZX30DR	ZX	762	787	30.00	31.00	0.04	0.09
ZX30.5DR	ZX	775	800	30.50	31.50	0.04	0.09
ZX30.75DR	ZX	781	806	30.75	31.75	0.04	0.09
ZX31DR	ZX	787	812	31.00	32.00	0.04	0.09
ZX31.5DR	ZX	800	825	31.50	32.50	0.04	0.09
ZX32DR	ZX	813	838	32.00	33.00	0.04	0.10
ZX32.5DR	ZX	826	851	32.50	33.50	0.04	0.10
ZX33DR	ZX	838	863	33.00	34.00	0.04	0.10

DRIVE RITE X Classical - Size List



V-Belt Raw Edge **DRIVE RITE**



Metric			
Section	W - Width (mm)	H - Height (mm)	Weight (Kg/m)
ZX	10	6	0.06
AX	13	8	0.09
BX	17	11	0.18
CX	22	14	0.3

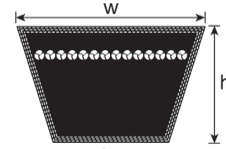
Imperial			
Section	W - Width (in)	H - Height (in)	Weight (lb/inches)
ZX	25/64	15/16	0.003
AX	33/64	5/16	0.005
BX	43/64	13/32	0.01
CX	5/64	17/32	0.017

DAYCO Part Nr	Section	Li Inside length (mm)	Ld Datum length (mm)	Li Inside length (in)	Ld Datum length (in)	Weight (Kg)	Weight (lbs)
ZX33.5DR	ZX	851	876	33.50	34.50	0.05	0.10
ZX34DR	ZX	864	889	34.00	35.00	0.05	0.10
ZX34.25DR	ZX	870	895	34.25	35.25	0.05	0.10
ZX34.5DR	ZX	876	901	34.50	35.50	0.05	0.10
ZX35DR	ZX	889	914	35.00	36.00	0.05	0.10
ZX35.5DR	ZX	902	927	35.50	36.50	0.05	0.11
ZX36DR	ZX	914	939	36.00	37.00	0.05	0.11
ZX36.5DR	ZX	927	952	36.50	37.50	0.05	0.11
ZX36.75DR	ZX	933	958	36.75	37.75	0.05	0.11
ZX37DR	ZX	940	965	37.00	38.00	0.05	0.11
ZX37.5DR	ZX	953	978	37.50	38.50	0.05	0.11
ZX38DR	ZX	965	990	38.00	39.00	0.05	0.11
ZX38.25DR	ZX	972	997	38.25	39.25	0.05	0.11
ZX38.5DR	ZX	978	1003	38.50	39.50	0.05	0.11
ZX39DR	ZX	991	1016	39.00	40.00	0.05	0.12
ZX39.5DR	ZX	1003	1028	39.50	40.50	0.05	0.12
ZX40DR	ZX	1016	1041	40.00	41.00	0.05	0.12
ZX40.5DR	ZX	1029	1054	40.50	41.50	0.05	0.12
ZX41DR	ZX	1041	1066	41	42.00	0.05	0.12
ZX41.5DR	ZX	1054	1079	41.50	42.50	0.06	0.12
ZX41.75DR	ZX	1060	1085	41.75	42.75	0.06	0.12
ZX42DR	ZX	1067	1092	42.00	43.00	0.06	0.12
ZX42.5DR	ZX	1080	1105	42.50	43.50	0.06	0.13
ZX43DR	ZX	1092	1117	43.00	44.00	0.06	0.13
ZX43.25DR	ZX	1099	1124	43.25	44.23	0.06	0.13
ZX44DR	ZX	1118	1143	44.00	45.00	0.06	0.13
ZX45DR	ZX	1143	1168	45.00	46.00	0.06	0.13
ZX46DR	ZX	1168	1193	46.00	47.00	0.06	0.13
ZX46.75DR	ZX	1187	1212	46.75	47.75	0.06	0.14
ZX47DR	ZX	1194	1219	47.00	48.00	0.06	0.14
ZX47.5DR	ZX	1207	1232	47.50	48.50	0.06	0.14
ZX47.75DR	ZX	1213	1238	47.75	48.75	0.06	0.14
ZX48DR	ZX	1219	1244	48.00	49.00	0.06	0.14
ZX49DR	ZX	1245	1270	49.00	50.00	0.07	0.14
ZX50DR	ZX	1270	1295	50.00	51.00	0.07	0.15
ZX50.5DR	ZX	1283	1308	50.50	51.50	0.07	0.15
ZX51DR	ZX	1295	1320	51.00	52.00	0.07	0.15

DRIVE RITE X Classical - Size List



V-Belt Raw Edge **DRIVE RITE**



Metric			
Section	W - Width (mm)	H - Height (mm)	Weight (Kg/m)
ZX	10	6	0.06
AX	13	8	0.09
BX	17	11	0.18
CX	22	14	0.3

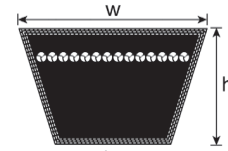
Imperial			
Section	W - Width (in)	H - Height (in)	Weight (lb/inches)
ZX	25/64	15/16	0.003
AX	33/64	5/16	0.005
BX	43/64	13/32	0.01
CX	5/64	17/32	0.017

DAYCO Part Nr	Section	Li Inside length (mm)	Ld Datum length (mm)	Li Inside length (in)	Ld Datum length (in)	Weight (Kg)	Weight (lbs)
ZX52DR	ZX	1321	1346	52.00	53.00	0.07	0.15
ZX53DR	ZX	1346	1371	53.00	54.00	0.07	0.15
ZX54DR	ZX	1372	1397	54.00	55.00	0.07	0.16
ZX55DR	ZX	1397	1422	55.00	56.00	0.07	0.16
ZX56DR	ZX	1422	1447	56.00	57.00	0.07	0.16
ZX57DR	ZX	1448	1473	57.00	58.00	0.08	0.17
ZX58DR	ZX	1473	1498	58.00	59.00	0.08	0.17
ZX59DR	ZX	1499	1524	59.00	60.00	0.08	0.17
ZX59.5DR	ZX	1511	1536	59.50	60.50	0.08	0.17
ZX60DR	ZX	1524	1549	60.00	61.00	0.08	0.17
ZX61DR	ZX	1549	1574	61.00	62.00	0.08	0.18
ZX62DR	ZX	1575	1600	62.00	63.00	0.08	0.18
ZX63DR	ZX	1600	1625	63.00	64.00	0.08	0.18
ZX64DR	ZX	1626	1651	64.00	65.00	0.08	0.19
ZX65DR	ZX	1651	1676	65.00	66.00	0.09	0.19
ZX66DR	ZX	1676	1701	66.00	67.00	0.09	0.19
ZX67DR	ZX	1702	1727	67.00	68.00	0.09	0.19
ZX68DR	ZX	1727	1752	68.00	69.00	0.09	0.20
ZX69DR	ZX	1753	1778	69.00	70.00	0.09	0.20
ZX70DR	ZX	1778	1803	70.00	71.00	0.09	0.20
ZX71DR	ZX	1803	1828	71.00	72.00	0.09	0.21
ZX73DR	ZX	1854	1879	73.00	74.00	0.10	0.21
ZX75DR	ZX	1905	1930	75.00	76.00	0.10	0.22
ZX76DR	ZX	1930	1955	76.00	77.00	0.10	0.22
ZX78DR	ZX	1981	2006	78.00	79.00	0.10	0.23
ZX79DR	ZX	2007	2032	79.00	80.00	0.10	0.23
ZX80DR	ZX	2032	2057	80.00	81.00	0.11	0.23
ZX83DR	ZX	2108	2133	83.00	84.00	0.11	0.24
ZX85DR	ZX	2159	2184	85.00	86.00	0.11	0.25
ZX88DR	ZX	2235	2260	88.00	89.00	0.12	0.25
ZX90DR	ZX	2286	2311	90.00	91.00	0.12	0.26
ZX95DR	ZX	2413	2438	95.00	96.00	0.12	0.27
ZX98DR	ZX	2489	2514	98.00	99.00	0.13	0.28
AX16DR	AX	406	439	16.00	17.30	0.05	0.11
AX18DR	AX	457	490	18.00	19.30	0.06	0.13
AX19DR	AX	483	516	19.00	20.30	0.06	0.13
AX20DR	AX	508	541	20.00	21.30	0.06	0.14

DRIVE RITE X Classical - Size List



V-Belt Raw Edge **DRIVE RITE**



Metric			
Section	W - Width (mm)	H - Height (mm)	Weight (Kg/m)
ZX	10	6	0.06
AX	13	8	0.09
BX	17	11	0.18
CX	22	14	0.3

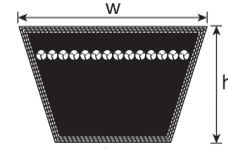
Imperial			
Section	W - Width (in)	H - Height (in)	Weight (lb/inches)
ZX	25/64	15/16	0.003
AX	33/64	5/16	0.005
BX	43/64	13/32	0.01
CX	5/64	17/32	0.017

DAYCO Part Nr	Section	Li Inside length (mm)	Ld Datum length (mm)	Li Inside length (in)	Ld Datum length (in)	Weight (Kg)	Weight (lbs)
AX21DR	AX	533	566	21.00	22.30	0.07	0.15
AX22DR	AX	559	592	22.00	23.30	0.07	0.15
AX22.75DR	AX	578	611	22.75	24.05	0.07	0.16
AX23DR	AX	584	617	23.00	24.30	0.07	0.16
AX23.5DR	AX	597	630	23.50	24.80	0.07	0.16
AX24DR	AX	610	643	24.00	25.30	0.08	0.17
AX25DR	AX	635	668	25.00	26.30	0.08	0.17
AX25.5DR	AX	648	681	25.50	26.80	0.08	0.18
AX26DR	AX	660	693	26.00	27.30	0.08	0.18
AX26.5DR	AX	673	706	26.50	27.80	0.08	0.18
AX27DR	AX	686	719	27.00	28.30	0.08	0.19
AX27.5DR	AX	699	732	27.50	28.80	0.09	0.19
AX28DR	AX	711	744	28.00	29.30	0.09	0.19
AX28.5DR	AX	724	757	28.50	29.80	0.09	0.20
AX29DR	AX	737	770	29.00	30.30	0.09	0.20
AX29.5DR	AX	749	782	29.50	30.80	0.09	0.20
AX30DR	AX	762	795	30.00	31.30	0.09	0.21
AX30.5DR	AX	775	808	30.50	31.80	0.10	0.21
AX31DR	AX	787	820	31.00	32.30	0.10	0.21
AX31.5DR	AX	800	833	31.50	32.80	0.10	0.22
AX32DR	AX	813	846	32.00	33.30	0.10	0.22
AX32.5DR	AX	826	859	32.50	33.80	0.10	0.22
AX33DR	AX	838	871	33.00	34.30	0.10	0.23
AX33.5DR	AX	851	884	33.50	34.80	0.10	0.23
AX34DR	AX	864	897	34.00	35.30	0.11	0.23
AX35DR	AX	889	922	35.00	36.30	0.11	0.24
AX35.5DR	AX	902	935	35.50	36.80	0.11	0.24
AX36DR	AX	914	947	36.00	37.30	0.11	0.24
AX36.25DR	AX	921	954	36.25	37.55	0.11	0.25
AX36.5DR	AX	927	960	36.50	37.80	0.11	0.25
AX37DR	AX	940	973	37.00	38.30	0.11	0.25
AX37.5DR	AX	953	986	37.50	38.80	0.12	0.25
AX38DR	AX	965	998	38.00	39.30	0.12	0.26
AX38.5DR	AX	978	1011	38.50	39.80	0.12	0.26
AX39DR	AX	991	1024	39.00	40.30	0.12	0.26
AX40DR	AX	1016	1049	40.00	41.30	0.12	0.27
AX40.5DR	AX	1029	1062	40.50	41.80	0.12	0.27

DRIVE RITE X Classical - Size List



V-Belt Raw Edge **DRIVE RITE**



Metric			
Section	W - Width (mm)	H - Height (mm)	Weight (Kg/m)
ZX	10	6	0.06
AX	13	8	0.09
BX	17	11	0.18
CX	22	14	0.3

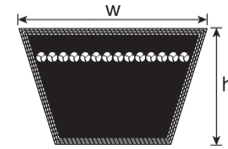
Imperial			
Section	W - Width (in)	H - Height (in)	Weight (lb/inches)
ZX	25/64	15/16	0.003
AX	33/64	5/16	0.005
BX	43/64	13/32	0.01
CX	5/64	17/32	0.017

DAYCO Part Nr	Section	Li Inside length (mm)	Ld Datum length (mm)	Li Inside length (in)	Ld Datum length (in)	Weight (Kg)	Weight (lbs)
AX41DR	AX	1041	1074	41.00	42.30	0.13	0.28
AX41.5DR	AX	1054	1087	41.50	42.80	0.13	0.28
AX42DR	AX	1067	1100	42.00	43.30	0.13	0.28
AX42.5DR	AX	1080	1113	42.50	43.80	0.13	0.29
AX43DR	AX	1092	1125	43.00	44.30	0.13	0.29
AX44DR	AX	1118	1151	44.00	45.30	0.13	0.30
AX45DR	AX	1143	1176	45.00	46.30	0.14	0.30
AX45.25DR	AX	1149	1182	45.25	46.55	0.14	0.30
AX45.5DR	AX	1156	1189	45.50	46.80	0.14	0.31
AX46DR	AX	1168	1201	46.00	47.30	0.14	0.31
AX46.5DR	AX	1181	1214	46.50	47.80	0.14	0.31
AX47DR	AX	1194	1227	47.00	48.30	0.14	0.32
AX48DR	AX	1219	1252	48.00	49.30	0.15	0.32
AX49DR	AX	1245	1278	49.00	50.30	0.15	0.33
AX50DR	AX	1270	1303	50.00	51.30	0.15	0.33
AX51DR	AX	1295	1328	51.00	52.30	0.15	0.34
AX52DR	AX	1321	1354	52.00	53.30	0.16	0.35
AX53DR	AX	1346	1379	53.00	54.30	0.16	0.35
AX54DR	AX	1372	1405	54.00	55.30	0.16	0.36
AX55DR	AX	1397	1430	55.00	56.30	0.17	0.37
AX56DR	AX	1422	1455	56.00	57.30	0.17	0.37
AX57DR	AX	1448	1481	57.00	58.30	0.17	0.38
AX58DR	AX	1473	1506	58.00	59.30	0.18	0.39
AX59DR	AX	1499	1532	59.00	60.30	0.18	0.39
AX60DR	AX	1524	1557	60.00	61.30	0.18	0.40
AX61DR	AX	1549	1582	61.00	62.30	0.18	0.41
AX62DR	AX	1575	1608	62.00	63.30	0.19	0.41
AX63DR	AX	1600	1633	63.00	64.30	0.19	0.42
AX63.5DR	AX	1613	1646	63.50	64.80	0.19	0.42
AX64DR	AX	1626	1659	64.00	65.30	0.19	0.43
AX65DR	AX	1651	1684	65.00	66.30	0.20	0.43
AX65.5DR	AX	1664	1697	65.50	66.80	0.20	0.43
AX66DR	AX	1676	1709	66.00	67.30	0.20	0.44
AX67DR	AX	1702	1735	67.00	68.30	0.20	0.44
AX67.5DR	AX	1715	1748	67.50	68.80	0.20	0.45
AX68DR	AX	1727	1760	68.00	69.30	0.20	0.45
AX69DR	AX	1753	1786	69.00	70.30	0.21	0.46

DRIVE RITE X Classical - Size List



V-Belt Raw Edge **DRIVE RITE**



Metric			
Section	W - Width (mm)	H - Height (mm)	Weight (Kg/m)
ZX	10	6	0.06
AX	13	8	0.09
BX	17	11	0.18
CX	22	14	0.3

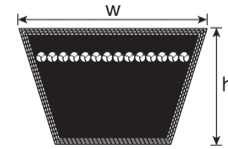
Imperial			
Section	W - Width (in)	H - Height (in)	Weight (lb/inches)
ZX	25/64	15/16	0.003
AX	33/64	5/16	0.005
BX	43/64	13/32	0.01
CX	5/64	17/32	0.017

DAYCO Part Nr	Section	Li Inside length (mm)	Ld Datum length (mm)	Li Inside length (in)	Ld Datum length (in)	Weight (Kg)	Weight (lbs)
AX70DR	AX	1778	1811	70.00	71.30	0.21	0.46
AX71DR	AX	1803	1836	71.00	72.30	0.21	0.47
AX71.5DR	AX	1816	1849	71.50	72.80	0.21	0.47
AX72DR	AX	1829	1862	72.00	73.30	0.22	0.48
AX73DR	AX	1854	1887	73.00	74.30	0.22	0.48
AX74DR	AX	1880	1913	74.00	75.30	0.22	0.49
AX75DR	AX	1905	1938	75.00	76.30	0.23	0.50
AX75.5DR	AX	1918	1951	75.50	76.80	0.23	0.50
AX76DR	AX	1930	1963	76.00	77.30	0.23	0.50
AX77DR	AX	1956	1989	77.00	78.30	0.23	0.51
AX78DR	AX	1981	2014	78.00	79.30	0.23	0.52
AX79DR	AX	2007	2040	79.00	80.30	0.24	0.52
AX80DR	AX	2032	2065	80.00	81.30	0.24	0.53
AX81DR	AX	2057	2090	81.00	82.30	0.24	0.53
AX82DR	AX	2083	2116	82.00	83.30	0.25	0.54
AX83DR	AX	2108	2141	83.00	84.30	0.25	0.55
AX84DR	AX	2134	2167	84.00	85.30	0.25	0.55
AX85DR	AX	2159	2192	85.00	86.30	0.25	0.56
AX86DR	AX	2184	2217	86.00	87.30	0.26	0.57
AX87DR	AX	2210	2243	87.00	88.30	0.26	0.57
AX88DR	AX	2235	2268	88.00	89.30	0.26	0.58
AX89DR	AX	2261	2294	89.00	90.30	0.27	0.59
AX90DR	AX	2286	2319	90.00	91.30	0.27	0.59
AX91DR	AX	2311	2344	91.00	92.30	0.27	0.60
AX92DR	AX	2337	2370	92.00	93.30	0.27	0.61
AX93DR	AX	2362	2395	93.00	94.30	0.28	0.61
AX94DR	AX	2388	2421	94.00	95.30	0.28	0.62
AX95DR	AX	2413	2446	95.00	96.30	0.28	0.62
AX96DR	AX	2438	2471	96.00	97.30	0.29	0.63
AX97DR	AX	2464	2497	97.00	98.30	0.29	0.64
AX98DR	AX	2489	2522	98.00	99.30	0.29	0.64
AX100DR	AX	2540	2573	100.00	101.30	0.30	0.66
AX101DR	AX	2565	2598	101.00	102.30	0.30	0.66
AX102DR	AX	2591	2624	102.00	103.30	0.30	0.67
AX103DR	AX	2616	2649	103.00	104.30	0.31	0.68
AX105DR	AX	2667	2700	105.00	106.30	0.31	0.69
AX106DR	AX	2692	2725	106.00	107.30	0.32	0.70

DRIVE RITE X Classical - Size List



V-Belt Raw Edge **DRIVE RITE**



Metric			
Section	W - Width (mm)	H - Height (mm)	Weight (Kg/m)
ZX	10	6	0.06
AX	13	8	0.09
BX	17	11	0.18
CX	22	14	0.3

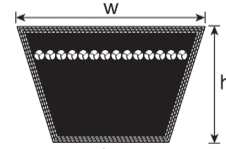
Imperial			
Section	W - Width (in)	H - Height (in)	Weight (lb/inches)
ZX	25/64	15/16	0.003
AX	33/64	5/16	0.005
BX	43/64	13/32	0.01
CX	5/64	17/32	0.017

DAYCO Part Nr	Section	Li Inside length (mm)	Ld Datum length (mm)	Li Inside length (in)	Ld Datum length (in)	Weight (Kg)	Weight (lbs)
AX107DR	AX	2718	2751	107.00	108.30	0.32	0.70
AX108DR	AX	2743	2776	108.00	109.30	0.32	0.71
AX109DR	AX	2769	2802	109.00	110.30	0.32	0.72
AX110DR	AX	2794	2827	110.00	111.30	0.33	0.72
AX112DR	AX	2845	2878	112.00	113.30	0.33	0.73
AX114DR	AX	2896	2929	114.00	115.30	0.34	0.75
AX115DR	AX	2921	2954	115.00	116.30	0.34	0.75
AX118DR	AX	2997	3030	118.00	119.30	0.35	0.77
AX120DR	AX	3048	3081	120.00	121.30	0.36	0.79
AX128DR	AX	3251	3284	128.00	129.30	0.38	0.84
AX130DR	AX	3302	3335	130.00	131.30	0.39	0.85
AX136DR	AX	3454	3487	136.00	137.30	0.40	0.89
BX22DR	BX	559	599	22.00	23.55	0.12	0.27
BX23DR	BX	584	624	23.00	24.55	0.13	0.28
BX24DR	BX	610	650	24.00	25.55	0.13	0.29
BX25DR	BX	635	675	25.00	26.55	0.14	0.30
BX26DR	BX	660	700	26.00	27.55	0.14	0.31
BX26.5DR	BX	673	713	26.50	28.05	0.14	0.32
BX27DR	BX	686	726	27.00	28.55	0.15	0.32
BX28DR	BX	711	751	28.00	29.55	0.15	0.33
BX28.5DR	BX	724	764	28.50	30.05	0.15	0.34
BX29DR	BX	737	777	29.00	30.55	0.16	0.34
BX29.5DR	BX	749	789	29.50	31.05	0.16	0.35
BX30DR	BX	762	802	30.00	31.55	0.16	0.35
BX31DR	BX	787	827	31.00	32.55	0.16	0.36
BX31.5DR	BX	800	840	31.50	33.05	0.17	0.37
BX32DR	BX	813	853	32.00	33.55	0.17	0.37
BX32.5DR	BX	826	866	32.50	34.05	0.17	0.38
BX33DR	BX	838	878	33.00	34.55	0.17	0.39
BX33.5DR	BX	851	891	33.50	35.05	0.18	0.39
BX34DR	BX	864	904	34.00	35.55	0.18	0.40
BX34.5DR	BX	876	916	34.50	36.05	0.18	0.40
BX35DR	BX	889	929	35.00	36.55	0.18	0.41
BX35.5DR	BX	902	942	35.50	37.05	0.19	0.41
BX35.75DR	BX	908	948	35.75	37.30	0.19	0.41
BX36DR	BX	914	954	36.00	37.55	0.19	0.42
BX36.25DR	BX	921	961	36.25	37.80	0.19	0.42

DRIVE RITE X Classical - Size List



V-Belt Raw Edge **DRIVE RITE**



Metric			
Section	W - Width (mm)	H - Height (mm)	Weight (Kg/m)
ZX	10	6	0.06
AX	13	8	0.09
BX	17	11	0.18
CX	22	14	0.3

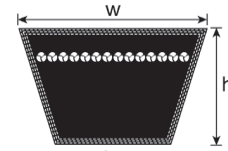
Imperial			
Section	W - Width (in)	H - Height (in)	Weight (lb/inches)
ZX	25/64	15/16	0.003
AX	33/64	5/16	0.005
BX	43/64	13/32	0.01
CX	5/64	17/32	0.017

DAYCO Part Nr	Section	Li Inside length (mm)	Ld Datum length (mm)	Li Inside length (in)	Ld Datum length (in)	Weight (Kg)	Weight (lbs)
BX36.5DR	BX	927	967	36.50	38.05	0.19	0.42
BX37DR	BX	940	980	37.00	38.55	0.19	0.43
BX37.5DR	BX	953	993	37.50	39.05	0.20	0.43
BX38DR	BX	965	1005	38.00	39.55	0.20	0.44
BX38.5DR	BX	978	1018	38.50	40.05	0.20	0.44
BX39DR	BX	991	1031	39.00	40.55	0.20	0.45
BX39.5DR	BX	1003	1043	39.50	41.05	0.21	0.46
BX40DR	BX	1016	1056	40.00	41.55	0.21	0.46
BX40.5DR	BX	1029	1069	40.50	42.05	0.21	0.47
BX41DR	BX	1041	1081	41.00	42.55	0.21	0.47
BX41.5DR	BX	1054	1094	41.50	43.05	0.22	0.48
BX42DR	BX	1067	1107	42.00	43.55	0.22	0.48
BX42.5DR	BX	1080	1120	42.50	44.05	0.22	0.49
BX43DR	BX	1092	1132	43.00	44.55	0.22	0.49
BX43.25DR	BX	1099	1139	43.25	44.80	0.23	0.50
BX44DR	BX	1118	1158	44.00	45.55	0.23	0.50
BX45DR	BX	1143	1183	45.00	46.55	0.23	0.51
BX45.5DR	BX	1156	1196	45.50	47.05	0.24	0.52
BX46DR	BX	1168	1208	46.00	47.55	0.24	0.53
BX46.5DR	BX	1181	1221	46.50	48.05	0.24	0.53
BX47DR	BX	1194	1234	47.00	48.55	0.24	0.54
BX47.5DR	BX	1207	1247	47.50	49.05	0.25	0.54
BX48DR	BX	1219	1259	48.00	49.55	0.25	0.55
BX49DR	BX	1245	1285	49.00	50.55	0.25	0.56
BX49.5DR	BX	1257	1297	49.50	51.05	0.26	0.56
BX50DR	BX	1270	1310	50.00	51.55	0.26	0.57
BX50.5DR	BX	1283	1323	50.50	52.05	0.26	0.57
BX51DR	BX	1295	1335	51.00	52.55	0.26	0.58
BX52DR	BX	1321	1361	52.00	53.55	0.27	0.59
BX52.5DR	BX	1334	1374	52.50	54.05	0.27	0.60
BX53DR	BX	1346	1386	53.00	54.55	0.27	0.60
BX53.5DR	BX	1359	1399	53.50	55.05	0.28	0.61
BX54DR	BX	1372	1412	54.00	55.55	0.28	0.61
BX55DR	BX	1397	1437	55.00	56.55	0.28	0.62
BX56DR	BX	1422	1462	56.00	57.55	0.29	0.63
BX57DR	BX	1448	1488	57.00	58.55	0.29	0.64
BX57.5DR	BX	1461	1501	57.50	59.05	0.29	0.65

DRIVE RITE X Classical - Size List



V-Belt Raw Edge **DRIVE RITE**



Metric			
Section	W - Width (mm)	H - Height (mm)	Weight (Kg/m)
ZX	10	6	0.06
AX	13	8	0.09
BX	17	11	0.18
CX	22	14	0.3

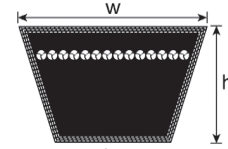
Imperial			
Section	W - Width (in)	H - Height (in)	Weight (lb/inches)
ZX	25/64	15/16	0.003
AX	33/64	5/16	0.005
BX	43/64	13/32	0.01
CX	5/64	17/32	0.017

DAYCO Part Nr	Section	Li Inside length (mm)	Ld Datum length (mm)	Li Inside length (in)	Ld Datum length (in)	Weight (Kg)	Weight (lbs)
BX58DR	BX	1473	1513	58.00	59.55	0.30	0.65
BX59DR	BX	1499	1539	59.00	60.55	0.30	0.67
BX60DR	BX	1524	1564	60.00	61.55	0.31	0.68
BX61DR	BX	1549	1589	61.00	62.55	0.31	0.69
BX61.5DR	BX	1562	1602	61.50	63.05	0.31	0.69
BX62DR	BX	1575	1615	62.00	63.55	0.32	0.70
BX63DR	BX	1600	1640	63.00	64.55	0.32	0.71
BX63.5DR	BX	1613	1653	63.50	65.05	0.32	0.71
BX64DR	BX	1626	1666	64.00	65.55	0.33	0.72
BX65DR	BX	1651	1691	65.00	66.55	0.33	0.73
BX66DR	BX	1676	1716	66.00	67.55	0.34	0.74
BX67DR	BX	1702	1742	67.00	68.55	0.34	0.75
BX67.5DR	BX	1715	1755	67.50	69.05	0.34	0.76
BX68DR	BX	1727	1767	68.00	69.55	0.35	0.76
BX69DR	BX	1753	1793	69.00	70.55	0.35	0.77
BX69.5DR	BX	1765	1805	69.50	71.05	0.35	0.78
BX70DR	BX	1778	1818	70.00	71.55	0.36	0.78
BX71DR	BX	1803	1843	71.00	72.55	0.36	0.79
BX72DR	BX	1829	1869	72.00	73.55	0.37	0.81
BX73DR	BX	1854	1894	73.00	74.55	0.37	0.82
BX74DR	BX	1880	1920	74.00	75.55	0.38	0.83
BX75DR	BX	1905	1945	75.00	76.55	0.38	0.84
BX76DR	BX	1930	1970	76.00	77.55	0.39	0.85
BX77DR	BX	1956	1996	77.00	78.55	0.39	0.86
BX78DR	BX	1981	2021	78.00	79.55	0.40	0.87
BX79DR	BX	2007	2047	79.00	80.55	0.40	0.88
BX80DR	BX	2032	2072	80.00	81.55	0.40	0.89
BX81DR	BX	2057	2097	81.00	82.55	0.41	0.90
BX82DR	BX	2083	2123	82.00	83.55	0.41	0.91
BX83DR	BX	2108	2148	83.00	84.55	0.42	0.92
BX83.5DR	BX	2121	2161	83.50	85.05	0.42	0.93
BX84DR	BX	2134	2174	84.00	85.55	0.42	0.94
BX85DR	BX	2159	2199	85.00	86.55	0.43	0.95
BX86DR	BX	2184	2224	86.00	87.55	0.43	0.96
BX87DR	BX	2210	2250	87.00	88.55	0.44	0.97
BX88DR	BX	2235	2275	88.00	89.55	0.44	0.98
BX89DR	BX	2261	2301	89.00	90.55	0.45	0.99

DRIVE RITE X Classical - Size List



V-Belt Raw Edge **DRIVE RITE**



Metric			
Section	W - Width (mm)	H - Height (mm)	Weight (Kg/m)
ZX	10	6	0.06
AX	13	8	0.09
BX	17	11	0.18
CX	22	14	0.3

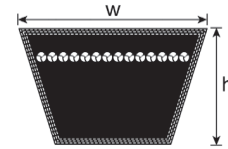
Imperial			
Section	W - Width (in)	H - Height (in)	Weight (lb/inches)
ZX	25/64	15/16	0.003
AX	33/64	5/16	0.005
BX	43/64	13/32	0.01
CX	5/64	17/32	0.017

DAYCO Part Nr	Section	Li Inside length (mm)	Ld Datum length (mm)	Li Inside length (in)	Ld Datum length (in)	Weight (Kg)	Weight (lbs)
BX90DR	BX	2286	2326	90.00	91.55	0.45	1.00
BX91DR	BX	2311	2351	91.00	92.55	0.46	1.01
BX91.5DR	BX	2324	2364	91.50	93.05	0.46	1.02
BX92DR	BX	2337	2377	92.00	93.55	0.46	1.02
BX93DR	BX	2362	2402	93.00	94.55	0.47	1.03
BX94DR	BX	2388	2428	94.00	95.55	0.47	1.04
BX95DR	BX	2413	2453	95.00	96.55	0.48	1.05
BX96DR	BX	2438	2478	96.00	97.55	0.48	1.06
BX97DR	BX	2464	2504	97.00	98.55	0.49	1.08
BX98DR	BX	2489	2529	98.00	99.55	0.49	1.09
BX99DR	BX	2515	2555	99.00	100.55	0.50	1.10
BX100DR	BX	2540	2580	100.00	101.55	0.50	1.11
BX101DR	BX	2565	2605	101.00	102.55	0.51	1.12
BX102DR	BX	2591	2631	102.00	103.55	0.51	1.13
BX102.5DR	BX	2604	2644	102.50	104.05	0.52	1.13
BX103DR	BX	2616	2656	103.00	104.55	0.52	1.14
BX104DR	BX	2642	2682	104.00	105.55	0.52	1.15
BX105DR	BX	2667	2707	105.00	106.55	0.53	1.16
BX106DR	BX	2692	2732	106.00	107.55	0.53	1.17
BX107DR	BX	2718	2758	107.00	108.55	0.54	1.18
BX108DR	BX	2743	2783	108.00	109.55	0.54	1.19
BX108.5DR	BX	2756	2796	108.50	110.05	0.54	1.20
BX110DR	BX	2794	2834	110.00	111.55	0.55	1.22
BX111DR	BX	2819	2859	111.00	112.55	0.56	1.23
BX112DR	BX	2845	2885	112.00	113.55	0.56	1.24
BX113DR	BX	2870	2910	113.00	114.55	0.57	1.25
BX114DR	BX	2896	2936	114.00	115.55	0.57	1.26
BX115DR	BX	2921	2961	115.00	116.55	0.58	1.27
BX116DR	BX	2946	2986	116.00	117.55	0.58	1.28
BX118DR	BX	2997	3037	118.00	119.55	0.59	1.30
BX119DR	BX	3023	3063	119.00	120.55	0.60	1.31
BX120DR	BX	3048	3088	120.00	121.55	0.60	1.32
BX123DR	BX	3124	3164	123.00	124.55	0.62	1.36
BX124DR	BX	3150	3190	124.00	125.55	0.62	1.37
BX126DR	BX	3200	3240	126.00	127.55	0.63	1.39
BX128DR	BX	3251	3291	128.00	129.55	0.64	1.41
BX130DR	BX	3302	3342	130.00	131.55	0.65	1.43

DRIVE RITE X Classical - Size List



V-Belt Raw Edge **DRIVE RITE**



Metric			
Section	W - Width (mm)	H - Height (mm)	Weight (Kg/m)
ZX	10	6	0.06
AX	13	8	0.09
BX	17	11	0.18
CX	22	14	0.3

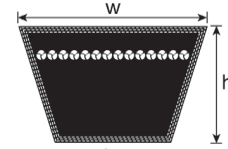
Imperial			
Section	W - Width (in)	H - Height (in)	Weight (lb/inches)
ZX	25/64	15/16	0.003
AX	33/64	5/16	0.005
BX	43/64	13/32	0.01
CX	5/64	17/32	0.017

DAYCO Part Nr	Section	Li Inside length (mm)	Ld Datum length (mm)	Li Inside length (in)	Ld Datum length (in)	Weight (Kg)	Weight (lbs)
BX132DR	BX	3353	3393	132.00	133.55	0.66	1.45
BX136DR	BX	3454	3494	136.00	137.55	0.68	1.50
CX42DR	CX	1067	1126	42.00	44.30	0.37	0.81
CX43DR	CX	1092	1151	43.00	45.30	0.38	0.83
CX46.5DR	CX	1181	1240	46.50	48.80	0.41	0.89
CX47DR	CX	1194	1253	47.00	49.30	0.41	0.90
CX49DR	CX	1245	1304	49.00	51.30	0.43	0.94
CX50DR	CX	1270	1329	50.00	52.30	0.43	0.96
CX51DR	CX	1295	1354	51.00	53.30	0.44	0.98
CX52DR	CX	1321	1380	52.00	54.30	0.45	0.99
CX53DR	CX	1346	1405	53.00	55.30	0.46	1.01
CX54DR	CX	1372	1431	54.00	56.30	0.47	1.03
CX55DR	CX	1397	1456	55.00	57.30	0.48	1.05
CX56DR	CX	1422	1481	56.00	58.30	0.48	1.06
CX57DR	CX	1448	1507	57.00	59.30	0.49	1.08
CX58DR	CX	1473	1532	58.00	60.30	0.50	1.10
CX59DR	CX	1499	1558	59.00	61.30	0.51	1.12
CX60DR	CX	1524	1583	60.00	62.30	0.52	1.14
CX61DR	CX	1549	1608	61.00	63.30	0.52	1.15
CX62DR	CX	1575	1634	62.00	64.30	0.53	1.17
CX63DR	CX	1600	1659	63.00	65.30	0.54	1.19
CX64DR	CX	1626	1685	64.00	66.30	0.55	1.21
CX65DR	CX	1651	1710	65.00	67.30	0.56	1.23
CX66DR	CX	1676	1735	66.00	68.30	0.56	1.24
CX67DR	CX	1702	1761	67.00	69.30	0.57	1.26
CX68DR	CX	1727	1786	68.00	70.30	0.58	1.28
CX69DR	CX	1753	1812	69.00	71.30	0.59	1.30
CX70DR	CX	1778	1837	70.00	72.30	0.60	1.32
CX71DR	CX	1803	1862	71.00	73.30	0.61	1.33
CX72DR	CX	1829	1888	72.00	74.30	0.61	1.35
CX73DR	CX	1854	1913	73.00	75.30	0.62	1.37
CX74DR	CX	1880	1939	74.00	76.30	0.63	1.39
CX74.5DR	CX	1892	1951	74.50	76.80	0.63	1.40
CX75DR	CX	1905	1964	75.00	77.30	0.64	1.41
CX76DR	CX	1930	1989	76.00	78.30	0.65	1.42
CX76.25DR	CX	1937	1996	76.25	78.55	0.65	1.43
CX77DR	CX	1956	2015	77.00	79.30	0.65	1.44

DRIVE RITE X Classical - Size List



V-Belt Raw Edge **DRIVE RITE**



Metric			
Section	W - Width (mm)	H - Height (mm)	Weight (Kg/m)
ZX	10	6	0.06
AX	13	8	0.09
BX	17	11	0.18
CX	22	14	0.3

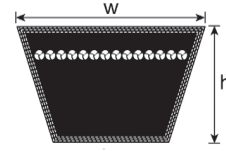
Imperial			
Section	W - Width (in)	H - Height (in)	Weight (lb/inches)
ZX	25/64	15/16	0.003
AX	33/64	5/16	0.005
BX	43/64	13/32	0.01
CX	5/64	17/32	0.017

DAYCO Part Nr	Section	Li Inside length (mm)	Ld Datum length (mm)	Li Inside length (in)	Ld Datum length (in)	Weight (Kg)	Weight (lbs)
CX78DR	CX	1981	2040	78.00	80.30	0.66	1.46
CX79DR	CX	2007	2066	79.00	81.30	0.67	1.48
CX80DR	CX	2032	2091	80.00	82.30	0.68	1.49
CX81DR	CX	2057	2116	81.00	83.30	0.69	1.51
CX82DR	CX	2083	2142	82.00	84.30	0.69	1.53
CX83DR	CX	2108	2167	83.00	85.30	0.70	1.55
CX84DR	CX	2134	2193	84.00	86.30	0.71	1.57
CX85DR	CX	2159	2218	85.00	87.30	0.72	1.58
CX86DR	CX	2184	2243	86.00	88.30	0.73	1.60
CX87DR	CX	2210	2269	87.00	89.30	0.74	1.62
CX88DR	CX	2235	2294	88.00	90.30	0.74	1.64
CX89DR	CX	2261	2320	89.00	91.30	0.75	1.66
CX90DR	CX	2286	2345	90.00	92.30	0.76	1.67
CX91DR	CX	2311	2370	91.00	93.30	0.77	1.69
CX92DR	CX	2337	2396	92.00	94.30	0.78	1.71
CX93DR	CX	2362	2421	93.00	95.30	0.78	1.73
CX94DR	CX	2388	2447	94.00	96.30	0.79	1.75
CX95DR	CX	2413	2472	95.00	97.30	0.80	1.76
CX96DR	CX	2438	2497	96.00	98.30	0.81	1.78
CX97DR	CX	2464	2523	97.00	99.30	0.82	1.80
CX98DR	CX	2489	2548	98.00	100.30	0.82	1.82
CX98.5DR	CX	2502	2561	98.50	100.80	0.83	1.83
CX99DR	CX	2515	2574	99.00	101.30	0.83	1.84
CX100DR	CX	2540	2599	100.00	102.30	0.84	1.85
CX101DR	CX	2565	2624	101.00	103.30	0.85	1.87
CX102DR	CX	2591	2650	102.00	104.30	0.86	1.89
CX103DR	CX	2616	2675	103.00	105.30	0.87	1.91
CX104DR	CX	2642	2701	104.00	106.30	0.87	1.92
CX105DR	CX	2667	2726	105.00	107.30	0.88	1.94
CX107DR	CX	2718	2777	107.00	109.30	0.90	1.98
CX108DR	CX	2743	2802	108.00	110.30	0.91	2.00
CX109DR	CX	2769	2828	109.00	111.30	0.91	2.01
CX110DR	CX	2794	2853	110.00	112.30	0.92	2.03
CX111DR	CX	2819	2878	111.00	113.30	0.93	2.05
CX112DR	CX	2845	2904	112.00	114.30	0.94	2.07
CX113DR	CX	2870	2929	113.00	115.30	0.95	2.09
CX114DR	CX	2896	2955	114.00	116.30	0.96	2.10

DRIVE RITE X Classical - Size List



V-Belt Raw Edge **DRIVE RITE**



Metric			
Section	W - Width (mm)	H - Height (mm)	Weight (Kg/m)
ZX	10	6	0.06
AX	13	8	0.09
BX	17	11	0.18
CX	22	14	0.3

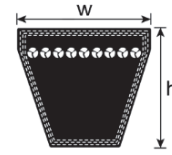
Imperial			
Section	W - Width (in)	H - Height (in)	Weight (lb/inches)
ZX	25/64	15/16	0.003
AX	33/64	5/16	0.005
BX	43/64	13/32	0.01
CX	5/64	17/32	0.017

DAYCO Part Nr	Section	Li Inside length (mm)	Ld Datum length (mm)	Li Inside length (in)	Ld Datum length (in)	Weight (Kg)	Weight (lbs)
CX115DR	CX	2921	2980	115.00	117.30	0.96	2.12
CX116DR	CX	2946	3005	116.00	118.30	0.97	2.14
CX117DR	CX	2972	3031	117.00	119.30	0.98	2.16
CX118DR	CX	2997	3056	118.00	120.30	0.99	2.17
CX119DR	CX	3023	3082	119.00	121.30	1.00	2.19
CX120DR	CX	3048	3107	120.00	122.30	1.00	2.21
CX124DR	CX	3150	3209	124.00	126.30	1.04	2.28

DRIVE RITE X Narrow - Product Description



V-Belt Raw Edge **DRIVE RITE**



Metric			
Section	W - Width (mm)	H - Height (mm)	Weight (Kg/m)
3VX	9	8	0.06
5VX	15	13	0.19
8VX	25	23	0.29

Imperial			
Section	W - Width (in)	H - Height (in)	Weight (lb/inches)
3VX	3/8	5/16	0.003
5VX	5/8	17/32	0.01
8VX	1	29/32	0.03

V-Belt Raw Edge

Part Number Description: **3VX300DR**

3VX: Profile (9.5mm X 8mm)

300: Outside Length (1/10 inches)

DR: Drive Rite

Features and Benefits:

Fabric Cover: PET/Cotton to enhance flexibility

Polyester cord designed for high stability, low tension decay, enable resistance to overloads and shock loads.

Cogs profile engineered to improve bending fatigue, provide extra flexibility for smaller pulley and cooling effects.

Body compound fibers loaded made of CR rubber blend

- Very good abrasion resistance
- High Coefficient of friction (increased Power capacity vs. wrapped belt)
- Good oil and Heat resistance
- Temperature Range: -30°C To +90°C / -22°F To 194°F
- Static conductive ISO1813

RLT: Restricted length tolerance, manufactured with restricted tolerance for set matching

Markets and Applications:

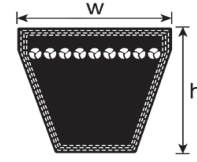
Recommended for all Industrial applications (textile mills, fan, lathes, grinding machine, compressors, pumps, woods...), designed where space, weight and power capacity are critical.

Pulley Standards: IP

DRIVE RITE X Narrow - Size List



V-Belt Raw Edge **DRIVE RITE**



Metric			
Section	W - Width (mm)	H - Height (mm)	Weight (Kg/m)
3VX	9	8	0.06
5VX	15	13	0.19
8VX	25	23	0.29

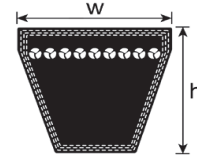
Imperial			
Section	W - Width (in)	H - Height (in)	Weight (lb/inches)
3VX	3/8	5/16	0.003
5VX	5/8	17/32	0.01
8VX	1	29/32	0.03

DAYCO Part Nr	Section	Lo Outside length (mm)	Lo Outside length (in)	Weight (Kg)	Weight (lbs)
3VX220DR	3VX	559	22.00	0.04	0.09
3VX230DR	3VX	584	23.00	0.04	0.10
3VX250DR	3VX	635	25.00	0.05	0.11
3VX255DR	3VX	648	25.50	0.05	0.11
3VX260DR	3VX	660	26.00	0.05	0.11
3VX265DR	3VX	673	26.50	0.05	0.11
3VX270DR	3VX	686	27.00	0.05	0.12
3VX275DR	3VX	699	27.50	0.05	0.12
3VX280DR	3VX	711	28.00	0.05	0.12
3VX290DR	3VX	737	29.00	0.06	0.12
3VX295DR	3VX	749	29.50	0.06	0.13
3VX300DR	3VX	762	30.00	0.06	0.13
3VX305DR	3VX	775	30.50	0.06	0.13
3VX310DR	3VX	787	31.00	0.06	0.13
3VX315DR	3VX	800	31.50	0.06	0.13
3VX320DR	3VX	813	32.00	0.06	0.14
3VX325DR	3VX	826	32.50	0.06	0.14
3VX330DR	3VX	838	33.00	0.06	0.14
3VX335DR	3VX	851	33.50	0.06	0.14
3VX340DR	3VX	864	34.00	0.07	0.14
3VX345DR	3VX	876	34.50	0.07	0.15
3VX350DR	3VX	889	35.00	0.07	0.15
3VX355DR	3VX	902	35.50	0.07	0.15
3VX360DR	3VX	914	36.00	0.07	0.15
3VX365DR	3VX	927	36.50	0.07	0.16
3VX370DR	3VX	940	37.00	0.07	0.16
3VX375DR	3VX	953	37.50	0.07	0.16
3VX380DR	3VX	965	38.00	0.07	0.16
3VX385DR	3VX	978	38.50	0.07	0.16
3VX390DR	3VX	991	39.00	0.08	0.17
3VX395DR	3VX	1003	39.50	0.08	0.17
3VX400DR	3VX	1016	40.00	0.08	0.17
3VX405DR	3VX	1029	40.50	0.08	0.17
3VX410DR	3VX	1041	41.00	0.08	0.17
3VX415DR	3VX	1054	41.50	0.08	0.18
3VX420DR	3VX	1067	42.00	0.08	0.18
3VX425DR	3VX	1080	42.50	0.08	0.18

DRIVE RITE X Narrow - Size List



V-Belt Raw Edge **DRIVE RITE**



Metric			
Section	W - Width (mm)	H - Height (mm)	Weight (Kg/m)
3VX	9	8	0.06
5VX	15	13	0.19
8VX	25	23	0.29

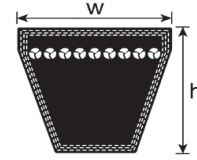
Imperial			
Section	W - Width (in)	H - Height (in)	Weight (lb/inches)
3VX	3/8	5/16	0.003
5VX	5/8	17/32	0.01
8VX	1	29/32	0.03

DAYCO Part Nr	Section	Lo Outside length (mm)	Lo Outside length (in)	Weight (Kg)	Weight (lbs)
3VX430DR	3VX	1092	43.00	0.08	0.18
3VX440DR	3VX	1118	44.00	0.09	0.19
3VX445DR	3VX	1130	44.50	0.09	0.19
3VX450DR	3VX	1143	45.00	0.09	0.19
3VX455DR	3VX	1156	45.50	0.09	0.19
3VX460DR	3VX	1168	46.00	0.09	0.20
3VX465DR	3VX	1181	46.50	0.09	0.20
3VX470DR	3VX	1194	47.00	0.09	0.20
3VX475DR	3VX	1207	47.50	0.09	0.20
3VX480DR	3VX	1219	48.00	0.09	0.20
3VX490DR	3VX	1245	49.00	0.09	0.21
3VX495DR	3VX	1257	49.50	0.10	0.21
3VX500DR	3VX	1270	50.00	0.10	0.21
3VX505DR	3VX	1283	50.50	0.10	0.22
3VX510DR	3VX	1295	51.00	0.10	0.22
3VX515DR	3VX	1308	51.50	0.10	0.22
3VX520DR	3VX	1321	52.00	0.10	0.22
3VX525DR	3VX	1334	52.50	0.10	0.22
3VX530DR	3VX	1346	53.00	0.10	0.23
3VX535DR	3VX	1359	53.50	0.10	0.23
3VX540DR	3VX	1372	54.00	0.10	0.23
3VX545DR	3VX	1384	54.50	0.11	0.23
3VX550DR	3VX	1397	55.00	0.11	0.23
3VX555DR	3VX	1410	55.50	0.11	0.24
3VX560DR	3VX	1422	56.00	0.11	0.24
3VX565DR	3VX	1435	56.50	0.11	0.24
3VX570DR	3VX	1448	57.00	0.11	0.24
3VX575DR	3VX	1461	57.50	0.11	0.25
3VX580DR	3VX	1473	58.00	0.11	0.25
3VX585DR	3VX	1486	58.50	0.11	0.25
3VX590DR	3VX	1499	59.00	0.11	0.25
3VX595DR	3VX	1511	59.50	0.12	0.25
3VX600DR	3VX	1524	60.00	0.12	0.26
3VX610DR	3VX	1549	61.00	0.12	0.26
3VX615DR	3VX	1562	61.50	0.12	0.26
3VX620DR	3VX	1575	62.00	0.12	0.26
3VX625DR	3VX	1588	62.50	0.12	0.27

DRIVE RITE X Narrow - Size List



V-Belt Raw Edge **DRIVE RITE**



Metric			
Section	W - Width (mm)	H - Height (mm)	Weight (Kg/m)
3VX	9	8	0.06
5VX	15	13	0.19
8VX	25	23	0.29

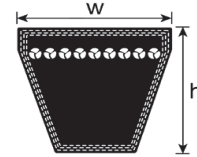
Imperial			
Section	W - Width (in)	H - Height (in)	Weight (lb/inches)
3VX	3/8	5/16	0.003
5VX	5/8	17/32	0.01
8VX	1	29/32	0.03

DAYCO Part Nr	Section	Lo Outside length (mm)	Lo Outside length (in)	Weight (Kg)	Weight (lbs)
3VX630DR	3VX	1600	63.00	0.12	0.27
3VX640DR	3VX	1626	64.00	0.12	0.27
3VX645DR	3VX	1638	64.50	0.12	0.27
3VX650DR	3VX	1651	65.00	0.13	0.28
3VX670DR	3VX	1702	67.00	0.13	0.29
3VX680DR	3VX	1727	68.00	0.13	0.29
3VX685DR	3VX	1740	68.50	0.13	0.29
3VX690DR	3VX	1753	69.00	0.13	0.29
3VX695DR	3VX	1765	69.50	0.13	0.30
3VX700DR	3VX	1778	70.00	0.14	0.30
3VX705DR	3VX	1791	70.50	0.14	0.30
3VX710DR	3VX	1803	71.00	0.14	0.30
3VX715DR	3VX	1816	71.50	0.14	0.30
3VX720DR	3VX	1829	72.00	0.14	0.31
3VX725DR	3VX	1842	72.50	0.14	0.31
3VX735DR	3VX	1867	73.50	0.14	0.31
3VX745DR	3VX	1892	74.50	0.14	0.32
3VX750DR	3VX	1905	75.00	0.15	0.32
3VX765DR	3VX	1943	76.50	0.15	0.33
3VX780DR	3VX	1981	78.00	0.15	0.33
3VX800DR	3VX	2032	80.00	0.15	0.34
3VX850DR	3VX	2159	85.00	0.16	0.36
3VX900DR	3VX	2286	90.00	0.17	0.38
3VX950DR	3VX	2413	95.00	0.18	0.40
3VX1000DR	3VX	2540	100.00	0.19	0.43
3VX1060DR	3VX	2692	106.00	0.21	0.45
3VX1120DR	3VX	2845	112.00	0.22	0.48
3VX1180DR	3VX	2997	118.00	0.23	0.50
3VX1250DR	3VX	3175	125.00	0.24	0.53
3VX1320DR	3VX	3353	132.00	0.26	0.56
5VX220DR	5VX	559	22.00	0.13	0.28
5VX225DR	5VX	572	22.50	0.13	0.28
5VX230DR	5VX	584	23.00	0.13	0.29
5VX240DR	5VX	610	24.00	0.14	0.30
5VX245DR	5VX	622	24.50	0.14	0.31
5VX250DR	5VX	635	25.00	0.14	0.31
5VX255DR	5VX	648	25.50	0.14	0.32

DRIVE RITE X Narrow - Size List



V-Belt Raw Edge **DRIVE RITE**



Metric			
Section	W - Width (mm)	H - Height (mm)	Weight (Kg/m)
3VX	9	8	0.06
5VX	15	13	0.19
8VX	25	23	0.29

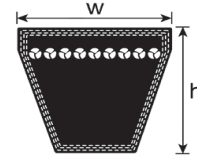
Imperial			
Section	W - Width (in)	H - Height (in)	Weight (lb/inches)
3VX	3/8	5/16	0.003
5VX	5/8	17/32	0.01
8VX	1	29/32	0.03

DAYCO Part Nr	Section	Lo Outside length (mm)	Lo Outside length (in)	Weight (Kg)	Weight (lbs)
5VX260DR	5VX	660	26.00	0.15	0.32
5VX270DR	5VX	686	27.00	0.15	0.34
5VX275DR	5VX	699	27.50	0.16	0.34
5VX285DR	5VX	724	28.50	0.16	0.36
5VX290DR	5VX	737	29.00	0.16	0.36
5VX295DR	5VX	749	29.50	0.17	0.37
5VX305DR	5VX	775	30.50	0.17	0.38
5VX310DR	5VX	787	31.00	0.18	0.39
5VX315DR	5VX	800	31.50	0.18	0.39
5VX320DR	5VX	813	32.00	0.18	0.40
5VX330DR	5VX	838	33.00	0.19	0.41
5VX335DR	5VX	851	33.50	0.19	0.42
5VX340DR	5VX	864	34.00	0.19	0.42
5VX345DR	5VX	876	34.50	0.20	0.43
5VX350DR	5VX	889	35.00	0.20	0.44
5VX355DR	5VX	902	35.50	0.20	0.44
5VX365DR	5VX	927	36.50	0.21	0.45
5VX370DR	5VX	940	37.00	0.21	0.46
5VX375DR	5VX	953	37.50	0.21	0.47
5VX380DR	5VX	965	38.00	0.22	0.47
5VX385DR	5VX	978	38.50	0.22	0.48
5VX390DR	5VX	991	39.00	0.22	0.49
5VX395DR	5VX	1003	39.50	0.22	0.49
5VX400DR	5VX	1016	40.00	0.23	0.50
5VX405DR	5VX	1029	40.50	0.23	0.51
5VX410DR	5VX	1041	41.00	0.23	0.51
5VX415DR	5VX	1054	41.50	0.23	0.52
5VX425DR	5VX	1080	42.50	0.24	0.53
5VX430DR	5VX	1092	43.00	0.24	0.54
5VX440DR	5VX	1118	44.00	0.25	0.55
5VX445DR	5VX	1130	44.50	0.25	0.55
5VX450DR	5VX	1143	45.00	0.25	0.56
5VX455DR	5VX	1156	45.50	0.26	0.57
5VX460DR	5VX	1168	46.00	0.26	0.57
5VX465DR	5VX	1181	46.50	0.26	0.58
5VX470DR	5VX	1194	47.00	0.27	0.59
5VX475DR	5VX	1207	47.50	0.27	0.59

DRIVE RITE X Narrow - Size List



V-Belt Raw Edge **DRIVE RITE**



Metric			
Section	W - Width (mm)	H - Height (mm)	Weight (Kg/m)
3VX	9	8	0.06
5VX	15	13	0.19
8VX	25	23	0.29

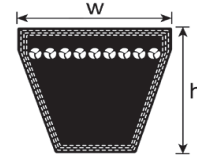
Imperial			
Section	W - Width (in)	H - Height (in)	Weight (lb/inches)
3VX	3/8	5/16	0.003
5VX	5/8	17/32	0.01
8VX	1	29/32	0.03

DAYCO Part Nr	Section	Lo Outside length (mm)	Lo Outside length (in)	Weight (Kg)	Weight (lbs)
5VX480DR	5VX	1219	48.00	0.27	0.60
5VX485DR	5VX	1232	48.50	0.27	0.60
5VX490DR	5VX	1245	49.00	0.28	0.61
5VX495DR	5VX	1257	49.50	0.28	0.62
5VX500DR	5VX	1270	50.00	0.28	0.62
5VX505DR	5VX	1283	50.50	0.29	0.63
5VX510DR	5VX	1295	51.00	0.29	0.64
5VX515DR	5VX	1308	51.50	0.29	0.64
5VX525DR	5VX	1334	52.50	0.30	0.65
5VX530DR	5VX	1346	53.00	0.30	0.66
5VX535DR	5VX	1359	53.50	0.30	0.67
5VX540DR	5VX	1372	54.00	0.31	0.67
5VX545DR	5VX	1384	54.50	0.31	0.68
5VX550DR	5VX	1397	55.00	0.31	0.69
5VX555DR	5VX	1410	55.50	0.31	0.69
5VX560DR	5VX	1422	56.00	0.32	0.70
5VX565DR	5VX	1435	56.50	0.32	0.70
5VX570DR	5VX	1448	57.00	0.32	0.71
5VX575DR	5VX	1461	57.50	0.33	0.72
5VX580DR	5VX	1473	58.00	0.33	0.72
5VX585DR	5VX	1486	58.50	0.33	0.73
5VX590DR	5VX	1499	59.00	0.33	0.74
5VX595DR	5VX	1511	59.50	0.34	0.74
5VX600DR	5VX	1524	60.00	0.34	0.75
5VX605DR	5VX	1537	60.50	0.34	0.75
5VX610DR	5VX	1549	61.00	0.35	0.76
5VX615DR	5VX	1562	61.50	0.35	0.77
5VX620DR	5VX	1575	62.00	0.35	0.77
5VX630DR	5VX	1600	63.00	0.36	0.79
5VX640DR	5VX	1626	64.00	0.36	0.80
5VX650DR	5VX	1651	65.00	0.37	0.81
5VX660DR	5VX	1676	66.00	0.37	0.82
5VX665DR	5VX	1689	66.50	0.38	0.83
5VX670DR	5VX	1702	67.00	0.38	0.84
5VX680DR	5VX	1727	68.00	0.38	0.85
5VX685DR	5VX	1740	68.50	0.39	0.85
5VX690DR	5VX	1753	69.00	0.39	0.86

DRIVE RITE X Narrow - Size List



V-Belt Raw Edge **DRIVE RITE**



Metric			
Section	W - Width (mm)	H - Height (mm)	Weight (Kg/m)
3VX	9	8	0.06
5VX	15	13	0.19
8VX	25	23	0.29

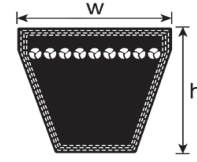
Imperial			
Section	W - Width (in)	H - Height (in)	Weight (lb/inches)
3VX	3/8	5/16	0.003
5VX	5/8	17/32	0.01
8VX	1	29/32	0.03

DAYCO Part Nr	Section	Lo Outside length (mm)	Lo Outside length (in)	Weight (Kg)	Weight (lbs)
5VX695DR	5VX	1765	69.50	0.39	0.87
5VX700DR	5VX	1778	70.00	0.40	0.87
5VX710DR	5VX	1803	71.00	0.40	0.88
5VX715DR	5VX	1816	71.50	0.40	0.89
5VX720DR	5VX	1829	72.00	0.41	0.90
5VX730DR	5VX	1854	73.00	0.41	0.91
5VX740DR	5VX	1880	74.00	0.42	0.92
5VX750DR	5VX	1905	75.00	0.42	0.94
5VX760DR	5VX	1930	76.00	0.43	0.95
5VX780DR	5VX	1981	78.00	0.44	0.97
5VX800DR	5VX	2032	80.00	0.45	1.00
5VX810DR	5VX	2057	81.00	0.46	1.01
5VX830DR	5VX	2108	83.00	0.47	1.03
5VX840DR	5VX	2134	84.00	0.48	1.05
5VX850DR	5VX	2159	85.00	0.48	1.06
5VX860DR	5VX	2184	86.00	0.49	1.07
5VX880DR	5VX	2235	88.00	0.50	1.10
5VX890DR	5VX	2261	89.00	0.50	1.11
5VX900DR	5VX	2286	90.00	0.51	1.12
5VX930DR	5VX	2362	93.00	0.53	1.16
5VX940DR	5VX	2388	94.00	0.53	1.17
5VX950DR	5VX	2413	95.00	0.54	1.18
5VX960DR	5VX	2438	96.00	0.54	1.20
5VX970DR	5VX	2464	97.00	0.55	1.21
5VX990DR	5VX	2515	99.00	0.56	1.23
5VX1000DR	5VX	2540	100.00	0.57	1.25
5VX1030DR	5VX	2616	103.00	0.58	1.28
5VX1050DR	5VX	2667	105.00	0.59	1.31
5VX1060DR	5VX	2692	106.00	0.60	1.32
5VX1080DR	5VX	2743	108.00	0.61	1.35
5VX1120DR	5VX	2845	112.00	0.63	1.40
5VX1150DR	5VX	2921	115.00	0.65	1.43
5VX1160DR	5VX	2946	116.00	0.66	1.45
5VX1180DR	5VX	2997	118.00	0.67	1.47
5VX1230DR	5VX	3124	123.00	0.70	1.53
5VX1250DR	5VX	3175	125.00	0.71	1.56
5VX1320DR	5VX	3353	132.00	0.75	1.65

DRIVE RITE X Narrow - Size List



V-Belt Raw Edge **DRIVE RITE**

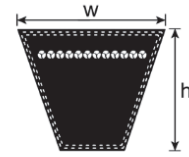


Metric			
Section	W - Width (mm)	H - Height (mm)	Weigth (Kg/m)
3VX	9	8	0.06
5VX	15	13	0.19
8VX	25	23	0.29

Imperial			
Section	W - Width (in)	H - Height (in)	Weigth (lb/inches)
3VX	3/8	5/16	0.003
5VX	5/8	17/32	0.01
8VX	1	29/32	0.03

DAYCO Part Nr	Section	Lo Outside length (mm)	Lo Outside length (in)	Weigth (Kg)	Weigth (lbs)
5VX1350DR	5VX	3418	135.00	0.76	1.68
5VX1400DR	5VX	3545	140.00	0.79	1.75
8VX1000DR	8VX	2529	100.00	1.47	3.25
8VX1060DR	8VX	2653	106.00	1.54	3.41
8VX1120DR	8VX	2806	112.00	1.63	3.59
8VX1180DR	8VX	2958	118.00	1.65	3.65
8VX1250DR	8VX	3136	125.00	1.68	3.71
8VX1320DR	8VX	3314	132.00	1.71	3.78
8VX1400DR	8VX	3517	140.00	1.74	3.85

DRIVE RITE X Wedge - Product Description



Metric			
Section	W - Width (mm)	H - Height (mm)	Weight (Kg/m)
XPZ	10	8	0.076
XPA	13	10	0.134
XPB	17	14	0.223
XPC	22	18	0.354

Imperial			
Section	W - Width (in)	H - Height (in)	Weight (lb/inches)
XPZ	25/64	5/16	0.004
XPA	33/64	25/64	0.007
XPB	43/64	35/64	0.012
XPC	55/64	45/64	0.02

V-Belt Raw Edge

Part Number Description: **XPA1200DR**

XPA: Profile (13mm X 10mm)

1200: Datum Length (mm)

DR: Drive Rite

Features and Benefits:

Fabric Cover: PET/Cotton to enhance flexibility

Polyester cord designed for high stability, low tension decay, enable resistance to overloads and shock loads.

Cogs profile engineered to improve bending fatigue, provide extra flexibility for smaller pulley and cooling effects.

Body compound fibers loaded made of CR rubber blend

- Very good abrasion resistance
- High Coefficient of friction (increased Power capacity vs. wrapped belt)
- Good oil and Heat resistance
- Temperature Range: -30°C To +90°C / -22°F To 194°F
- Static conductive ISO1813

RLT: Restricted length tolerance, manufactured with restricted tolerance for set matching

Markets and Applications:

Recommended for all Industrial applications (textile mills, fan, lathes, grinding machine, compressors, pumps, woods...), designed where space, weight and power capacity are critical.

Pulley Standards: DIN2211 – ISO 4183

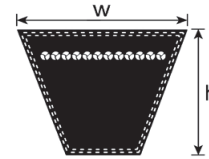


MOVE FORWARD. ALWAYS.™

DRIVE RITE X Wedge - Size List



V-Belt Raw Edge DRIVE RITE.



Metric			
Section	W - Width (mm)	H - Height (mm)	Weight (Kg/m)
XPZ	10	8	0.07
XPA	13	10	0.12
XPB	17	14	0.22
XPC	22	18	0.38

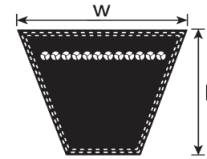
Imperial			
Section	W - Width (in)	H - Height (in)	Weight (lb/inches)
XPZ	25/64	5/16	0.004
XPA	33/64	25/64	0.007
XPB	43/64	35/64	0.012
XPC	55/64	45/64	0.021

DAYCO Part Nr	Section	Ld Datum length (mm)	Ld Datum length (in)	Weight (Kg)	Weight (lbs)
XPZ512DR	XPZ	512	20.15	0.04	0.09
XPZ520DR	XPZ	520	20.45	0.04	0.09
XPZ550DR	XPZ	550	21.65	0.04	0.09
XPZ560DR	XPZ	560	22.05	0.04	0.10
XPZ562DR	XPZ	562	22.15	0.04	0.10
XPZ580DR	XPZ	580	22.85	0.05	0.10
XPZ587DR	XPZ	587	23.10	0.05	0.10
XPZ600DR	XPZ	600	23.60	0.05	0.10
XPZ604DR	XPZ	604	23.80	0.05	0.10
XPZ612DR	XPZ	612	24.10	0.05	0.11
XPZ615DR	XPZ	615	24.20	0.05	0.11
XPZ630DR	XPZ	630	24.80	0.05	0.11
XPZ637DR	XPZ	637	25.10	0.05	0.11
XPZ640DR	XPZ	640	25.20	0.05	0.11
XPZ646DR	XPZ	646	25.45	0.05	0.11
XPZ660DR	XPZ	660	26.00	0.05	0.11
XPZ662DR	XPZ	662	26.05	0.05	0.11
XPZ670DR	XPZ	670	26.40	0.05	0.11
XPZ672DR	XPZ	672	26.45	0.05	0.12
XPZ675DR	XPZ	675	26.60	0.05	0.12
XPZ682DR	XPZ	682	26.85	0.05	0.12
XPZ687DR	XPZ	687	27.05	0.05	0.12
XPZ690DR	XPZ	690	27.15	0.05	0.12
XPZ700DR	XPZ	700	27.55	0.05	0.12
XPZ710DR	XPZ	710	27.95	0.06	0.12
XPZ722DR	XPZ	722	28.40	0.06	0.12
XPZ725DR	XPZ	725	28.55	0.06	0.12
XPZ730DR	XPZ	730	28.75	0.06	0.12
XPZ737DR	XPZ	737	29.00	0.06	0.13
XPZ750DR	XPZ	750	29.55	0.06	0.13
XPZ758DR	XPZ	758	29.85	0.06	0.13
XPZ760DR	XPZ	760	29.90	0.06	0.13
XPZ762DR	XPZ	762	30.00	0.06	0.13

DRIVE RITE X Wedge - Size List



V-Belt Raw Edge 



Metric			
Section	W - Width (mm)	H - Height (mm)	Weight (Kg/m)
XPZ	10	8	0.07
XPA	13	10	0.12
XPB	17	14	0.22
XPC	22	18	0.38

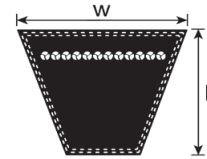
Imperial			
Section	W - Width (in)	H - Height (in)	Weight (lb/inches)
XPZ	25/64	5/16	0.004
XPA	33/64	25/64	0.007
XPB	43/64	35/64	0.012
XPC	55/64	45/64	0.021

DAYCO Part Nr	Section	Ld Datum length (mm)	Ld Datum length (in)	Weight (Kg)	Weight (lbs)
XPZ772DR	XPZ	772	30.40	0.06	0.13
XPZ775DR	XPZ	775	30.50	0.06	0.13
XPZ787DR	XPZ	787	31.00	0.06	0.13
XPZ800DR	XPZ	800	31.50	0.06	0.14
XPZ812DR	XPZ	812	32.00	0.06	0.14
XPZ821DR	XPZ	821	32.30	0.06	0.14
XPZ825DR	XPZ	825	32.50	0.06	0.14
XPZ837DR	XPZ	837	32.95	0.06	0.14
XPZ845DR	XPZ	845	33.25	0.07	0.14
XPZ850DR	XPZ	850	33.45	0.07	0.15
XPZ862DR	XPZ	862	33.95	0.07	0.15
XPZ875DR	XPZ	875	34.45	0.07	0.15
XPZ887DR	XPZ	887	34.90	0.07	0.15
XPZ900DR	XPZ	900	35.45	0.07	0.15
XPZ912DR	XPZ	912	35.90	0.07	0.16
XPZ925DR	XPZ	925	36.40	0.07	0.16
XPZ937DR	XPZ	937	36.90	0.07	0.16
XPZ940DR	XPZ	940	37.00	0.07	0.16
XPZ950DR	XPZ	950	37.40	0.07	0.16
XPZ957DR	XPZ	957	37.70	0.07	0.16
XPZ962DR	XPZ	962	37.85	0.07	0.16
XPZ975DR	XPZ	975	38.40	0.08	0.17
XPZ980DR	XPZ	980	38.60	0.08	0.17
XPZ985DR	XPZ	985	38.80	0.08	0.17
XPZ987DR	XPZ	987	38.85	0.08	0.17
XPZ1000DR	XPZ	1000	39.35	0.08	0.17
XPZ1010DR	XPZ	1010	39.75	0.08	0.17
XPZ1012DR	XPZ	1012	39.85	0.08	0.17
XPZ1024DR	XPZ	1024	40.30	0.08	0.17
XPZ1030DR	XPZ	1030	40.55	0.08	0.18
XPZ1037DR	XPZ	1037	40.85	0.08	0.18
XPZ1047DR	XPZ	1047	41.20	0.08	0.18
XPZ1060DR	XPZ	1060	41.75	0.08	0.18

DRIVE RITE X Wedge - Size List



V-Belt Raw Edge 



Metric			
Section	W - Width (mm)	H - Height (mm)	Weight (Kg/m)
XPZ	10	8	0.07
XPA	13	10	0.12
XPB	17	14	0.22
XPC	22	18	0.38

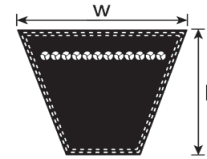
Imperial			
Section	W - Width (in)	H - Height (in)	Weight (lb/inches)
XPZ	25/64	5/16	0.004
XPA	33/64	25/64	0.007
XPB	43/64	35/64	0.012
XPC	55/64	45/64	0.021

DAYCO Part Nr	Section	Ld Datum length (mm)	Ld Datum length (in)	Weight (Kg)	Weight (lbs)
XPZ1062DR	XPZ	1062	41.80	0.08	0.18
XPZ1077DR	XPZ	1077	42.40	0.08	0.18
XPZ1080DR	XPZ	1080	42.50	0.08	0.18
XPZ1087DR	XPZ	1087	42.80	0.08	0.19
XPZ1090DR	XPZ	1090	42.90	0.08	0.19
XPZ1100DR	XPZ	1100	43.30	0.09	0.19
XPZ1112DR	XPZ	1112	43.80	0.09	0.19
XPZ1120DR	XPZ	1120	44.10	0.09	0.19
XPZ1137DR	XPZ	1137	44.75	0.09	0.19
XPZ1140DR	XPZ	1140	44.90	0.09	0.19
XPZ1150DR	XPZ	1150	45.30	0.09	0.20
XPZ1162DR	XPZ	1162	45.75	0.09	0.20
XPZ1166DR	XPZ	1166	45.90	0.09	0.20
XPZ1170DR	XPZ	1170	46.05	0.09	0.20
XPZ1180DR	XPZ	1180	46.45	0.09	0.20
XPZ1187DR	XPZ	1187	46.75	0.09	0.20
XPZ1195DR	XPZ	1195	47.05	0.09	0.20
XPZ1200DR	XPZ	1200	47.25	0.09	0.20
XPZ1202DR	XPZ	1202	47.30	0.09	0.20
XPZ1210DR	XPZ	1210	47.65	0.09	0.21
XPZ1212DR	XPZ	1212	47.70	0.09	0.21
XPZ1220DR	XPZ	1220	48.05	0.09	0.21
XPZ1227DR	XPZ	1227	48.30	0.09	0.21
XPZ1237DR	XPZ	1237	48.70	0.10	0.21
XPZ1240DR	XPZ	1240	48.80	0.10	0.21
XPZ1250DR	XPZ	1250	49.20	0.10	0.21
XPZ1262DR	XPZ	1262	49.70	0.10	0.21
XPZ1270DR	XPZ	1270	50.00	0.10	0.22
XPZ1280DR	XPZ	1280	50.40	0.10	0.22
XPZ1282DR	XPZ	1282	50.45	0.10	0.22
XPZ1285DR	XPZ	1285	50.60	0.10	0.22
XPZ1287DR	XPZ	1287	50.65	0.10	0.22
XPZ1312DR	XPZ	1312	51.65	0.10	0.22

DRIVE RITE X Wedge - Size List



V-Belt Raw Edge 



Metric			
Section	W - Width (mm)	H - Height (mm)	Weight (Kg/m)
XPZ	10	8	0.07
XPA	13	10	0.12
XPB	17	14	0.22
XPC	22	18	0.38

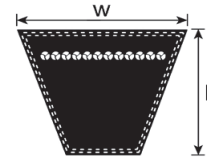
Imperial			
Section	W - Width (in)	H - Height (in)	Weight (lb/inches)
XPZ	25/64	5/16	0.004
XPA	33/64	25/64	0.007
XPB	43/64	35/64	0.012
XPC	55/64	45/64	0.021

DAYCO Part Nr	Section	Ld Datum length (mm)	Ld Datum length (in)	Weight (Kg)	Weight (lbs)
XPZ1320DR	XPZ	1320	51.95	0.10	0.22
XPZ1337DR	XPZ	1337	52.65	0.10	0.23
XPZ1340DR	XPZ	1340	52.76	0.10	0.23
XPZ1350DR	XPZ	1350	53.15	0.10	0.23
XPZ1362DR	XPZ	1362	53.60	0.11	0.23
XPZ1370DR	XPZ	1370	53.95	0.11	0.23
XPZ1380DR	XPZ	1380	54.35	0.11	0.23
XPZ1387DR	XPZ	1387	54.60	0.11	0.24
XPZ1400DR	XPZ	1400	55.10	0.11	0.24
XPZ1412DR	XPZ	1412	55.60	0.11	0.24
XPZ1415DR	XPZ	1415	55.70	0.11	0.24
XPZ1420DR	XPZ	1420	55.90	0.11	0.24
XPZ1430DR	XPZ	1430	56.30	0.11	0.24
XPZ1437DR	XPZ	1437	56.60	0.11	0.24
XPZ1450DR	XPZ	1450	57.10	0.11	0.25
XPZ1462DR	XPZ	1462	57.55	0.11	0.25
XPZ1470DR	XPZ	1470	57.85	0.11	0.25
XPZ1475DR	XPZ	1475	58.05	0.11	0.25
XPZ1487DR	XPZ	1487	58.55	0.11	0.25
XPZ1490DR	XPZ	1490	58.65	0.11	0.25
XPZ1500DR	XPZ	1500	59.05	0.12	0.25
XPZ1512DR	XPZ	1512	59.55	0.12	0.26
XPZ1520DR	XPZ	1520	59.85	0.12	0.26
XPZ1527DR	XPZ	1527	60.10	0.12	0.26
XPZ1537DR	XPZ	1537	60.50	0.12	0.26
XPZ1545DR	XPZ	1545	60.85	0.12	0.26
XPZ1550DR	XPZ	1550	61.00	0.12	0.26
XPZ1560DR	XPZ	1560	61.40	0.12	0.26
XPZ1562DR	XPZ	1562	61.50	0.12	0.26
XPZ1587DR	XPZ	1587	62.50	0.12	0.27
XPZ1600DR	XPZ	1600	63.00	0.12	0.27
XPZ1612DR	XPZ	1612	63.45	0.12	0.27
XPZ1630DR	XPZ	1630	64.15	0.13	0.28

DRIVE RITE X Wedge - Size List



V-Belt Raw Edge 



Metric			
Section	W - Width (mm)	H - Height (mm)	Weight (Kg/m)
XPZ	10	8	0.07
XPA	13	10	0.12
XPB	17	14	0.22
XPC	22	18	0.38

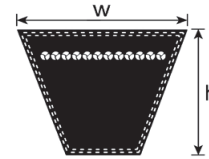
Imperial			
Section	W - Width (in)	H - Height (in)	Weight (lb/inches)
XPZ	25/64	5/16	0.004
XPA	33/64	25/64	0.007
XPB	43/64	35/64	0.012
XPC	55/64	45/64	0.021

DAYCO Part Nr	Section	Ld Datum length (mm)	Ld Datum length (in)	Weight (Kg)	Weight (lbs)
XPZ1637DR	XPZ	1637	64.45	0.13	0.28
XPZ1640DR	XPZ	1640	64.55	0.13	0.28
XPZ1650DR	XPZ	1650	64.95	0.13	0.28
XPZ1652DR	XPZ	1652	65.05	0.13	0.28
XPZ1662DR	XPZ	1662	65.45	0.13	0.28
XPZ1687DR	XPZ	1687	66.40	0.13	0.29
XPZ1700DR	XPZ	1700	66.90	0.13	0.29
XPZ1707DR	XPZ	1707	67.20	0.13	0.29
XPZ1710DR	XPZ	1710	67.30	0.13	0.29
XPZ1712DR	XPZ	1712	67.40	0.13	0.29
XPZ1737DR	XPZ	1737	68.40	0.13	0.29
XPZ1750DR	XPZ	1750	68.90	0.13	0.30
XPZ1760DR	XPZ	1760	69.30	0.14	0.30
XPZ1762DR	XPZ	1762	69.35	0.14	0.30
XPZ1782DR	XPZ	1782	70.15	0.14	0.30
XPZ1787DR	XPZ	1787	70.35	0.14	0.30
XPZ1800DR	XPZ	1800	70.85	0.14	0.31
XPZ1812DR	XPZ	1812	71.35	0.14	0.31
XPZ1837DR	XPZ	1837	72.30	0.14	0.31
XPZ1845DR	XPZ	1845	72.65	0.14	0.31
XPZ1850DR	XPZ	1850	72.85	0.14	0.31
XPZ1862DR	XPZ	1862	73.30	0.14	0.32
XPZ1875DR	XPZ	1875	73.80	0.14	0.32
XPZ1887DR	XPZ	1887	74.30	0.15	0.32
XPZ1900DR	XPZ	1900	74.80	0.15	0.32
XPZ1937DR	XPZ	1937	76.25	0.15	0.33
XPZ1950DR	XPZ	1950	76.75	0.15	0.33
XPZ1962DR	XPZ	1962	77.25	0.15	0.33
XPZ1987DR	XPZ	1987	78.20	0.15	0.34
XPZ2000DR	XPZ	2000	78.75	0.15	0.34
XPZ2012DR	XPZ	2012	79.20	0.15	0.34
XPZ2030DR	XPZ	2030	79.90	0.16	0.34
XPZ2037DR	XPZ	2037	80.20	0.16	0.34

DRIVE RITE X Wedge - Size List



V-Belt Raw Edge DRIVE RITE.



Metric			
Section	W - Width (mm)	H - Height (mm)	Weight (Kg/m)
XPZ	10	8	0.07
XPA	13	10	0.12
XPB	17	14	0.22
XPC	22	18	0.38

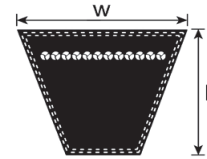
Imperial			
Section	W - Width (in)	H - Height (in)	Weight (lb/inches)
XPZ	25/64	5/16	0.004
XPA	33/64	25/64	0.007
XPB	43/64	35/64	0.012
XPC	55/64	45/64	0.021

DAYCO Part Nr	Section	Ld Datum length (mm)	Ld Datum length (in)	Weight (Kg)	Weight (lbs)
XPZ2060DR	XPZ	2060	81.10	0.16	0.35
XPZ2062DR	XPZ	2062	81.20	0.16	0.35
XPZ2087DR	XPZ	2087	82.15	0.16	0.35
XPZ2120DR	XPZ	2120	83.45	0.16	0.36
XPZ2137DR	XPZ	2137	84.15	0.16	0.36
XPZ2160DR	XPZ	2160	85.05	0.17	0.37
XPZ2187DR	XPZ	2187	86.10	0.17	0.37
XPZ2220DR	XPZ	2220	87.40	0.17	0.38
XPZ2240DR	XPZ	2240	88.20	0.17	0.38
XPZ2280DR	XPZ	2280	89.75	0.18	0.39
XPZ2287DR	XPZ	2287	90.05	0.18	0.39
XPZ2300DR	XPZ	2300	90.55	0.18	0.39
XPZ2360DR	XPZ	2360	92.90	0.18	0.40
XPZ2410DR	XPZ	2410	94.90	0.19	0.41
XPZ2430DR	XPZ	2430	95.65	0.19	0.41
XPZ2437DR	XPZ	2437	95.95	0.19	0.41
XPZ2487DR	XPZ	2487	97.90	0.19	0.42
XPZ2500DR	XPZ	2500	98.40	0.19	0.42
XPZ2530DR	XPZ	2530	99.60	0.19	0.43
XPZ2540DR	XPZ	2540	100.00	0.19	0.43
XPZ2580DR	XPZ	2580	101.55	0.20	0.44
XPZ2650DR	XPZ	2650	104.35	0.20	0.45
XPZ2690DR	XPZ	2690	105.90	0.21	0.45
XPZ2750DR	XPZ	2750	108.25	0.21	0.46
XPZ2800DR	XPZ	2800	110.25	0.21	0.47
XPZ2840DR	XPZ	2840	111.80	0.22	0.48
XPZ2900DR	XPZ	2900	114.15	0.22	0.49
XPZ2915DR	XPZ	2915	114.75	0.22	0.49
XPZ2987DR	XPZ	2987	117.60	0.23	0.50
XPZ2990DR	XPZ	2990	117.70	0.23	0.51
XPZ3000DR	XPZ	3000	118.10	0.23	0.51
XPA550DR	XPA	550	21.65	0.08	0.17
XPA575DR	XPA	575	22.65	0.08	0.17

DRIVE RITE X Wedge - Size List



V-Belt Raw Edge 



Metric			
Section	W - Width (mm)	H - Height (mm)	Weight (Kg/m)
XPZ	10	8	0.07
XPA	13	10	0.12
XPB	17	14	0.22
XPC	22	18	0.38

Imperial			
Section	W - Width (in)	H - Height (in)	Weight (lb/inches)
XPZ	25/64	5/16	0.004
XPA	33/64	25/64	0.007
XPB	43/64	35/64	0.012
XPC	55/64	45/64	0.021

DAYCO Part Nr	Section	Ld Datum length (mm)	Ld Datum length (in)	Weight (Kg)	Weight (lbs)
XPA630DR	XPA	630	24.80	0.09	0.19
XPA667DR	XPA	667	26.25	0.09	0.20
XPA670DR	XPA	670	26.40	0.09	0.20
XPA690DR	XPA	690	27.15	0.09	0.21
XPA710DR	XPA	710	27.95	0.10	0.21
XPA730DR	XPA	730	28.75	0.10	0.22
XPA732DR	XPA	732	28.80	0.10	0.22
XPA742DR	XPA	742	29.20	0.10	0.22
XPA747DR	XPA	747	29.40	0.10	0.23
XPA750DR	XPA	750	29.55	0.10	0.23
XPA757DR	XPA	757	29.80	0.10	0.23
XPA760DR	XPA	760	29.90	0.10	0.23
XPA762DR	XPA	762	30.00	0.10	0.23
XPA766DR	XPA	766	30.15	0.10	0.23
XPA772DR	XPA	772	30.40	0.11	0.23
XPA775DR	XPA	775	30.50	0.11	0.23
XPA782DR	XPA	782	30.80	0.11	0.24
XPA800DR	XPA	800	31.50	0.11	0.24
XPA807DR	XPA	807	31.75	0.11	0.24
XPA825DR	XPA	825	32.50	0.11	0.25
XPA832DR	XPA	832	32.75	0.11	0.25
XPA840DR	XPA	840	33.05	0.11	0.25
XPA850DR	XPA	850	33.45	0.12	0.26
XPA857DR	XPA	857	33.75	0.12	0.26
XPA861DR	XPA	861	33.90	0.12	0.26
XPA875DR	XPA	875	34.45	0.12	0.26
XPA882DR	XPA	882	34.70	0.12	0.27
XPA900DR	XPA	900	35.45	0.12	0.27
XPA907DR	XPA	907	35.70	0.12	0.27
XPA910DR	XPA	910	35.85	0.12	0.27
XPA912DR	XPA	912	35.90	0.12	0.27
XPA918DR	XPA	918	36.15	0.13	0.28
XPA922DR	XPA	922	36.30	0.13	0.28

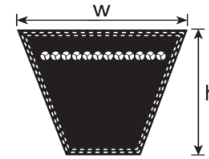


MOVE FORWARD. ALWAYS.™

DRIVE RITE X Wedge - Size List



V-Belt Raw Edge DRIVE RITE.



Metric			
Section	W - Width (mm)	H - Height (mm)	Weight (Kg/m)
XPZ	10	8	0.07
XPA	13	10	0.12
XPB	17	14	0.22
XPC	22	18	0.38

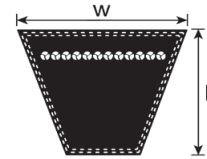
Imperial			
Section	W - Width (in)	H - Height (in)	Weight (lb/inches)
XPZ	25/64	5/16	0.004
XPA	33/64	25/64	0.007
XPB	43/64	35/64	0.012
XPC	55/64	45/64	0.021

DAYCO Part Nr	Section	Ld Datum length (mm)	Ld Datum length (in)	Weight (Kg)	Weight (lbs)
XPA925DR	XPA	925	36.40	0.13	0.28
XPA930DR	XPA	930	36.60	0.13	0.28
XPA932DR	XPA	932	36.70	0.13	0.28
XPA940DR	XPA	940	37.00	0.13	0.28
XPA950DR	XPA	950	37.40	0.13	0.29
XPA957DR	XPA	957	37.70	0.13	0.29
XPA960DR	XPA	960	37.80	0.13	0.29
XPA963DR	XPA	963	37.90	0.13	0.29
XPA967DR	XPA	967	38.05	0.13	0.29
XPA969DR	XPA	969	38.15	0.13	0.29
XPA975DR	XPA	975	38.40	0.13	0.29
XPA982DR	XPA	982	38.65	0.13	0.29
XPA1000DR	XPA	1000	39.35	0.14	0.30
XPA1007DR	XPA	1007	39.65	0.14	0.30
XPA1017DR	XPA	1017	40.05	0.14	0.31
XPA1030DR	XPA	1030	40.55	0.14	0.31
XPA1032DR	XPA	1032	40.65	0.14	0.31
XPA1055DR	XPA	1055	41.55	0.14	0.32
XPA1060DR	XPA	1060	41.75	0.14	0.32
XPA1070DR	XPA	1070	42.10	0.15	0.32
XPA1082DR	XPA	1082	42.60	0.15	0.32
XPA1090DR	XPA	1090	42.90	0.15	0.33
XPA1107DR	XPA	1107	43.60	0.15	0.33
XPA1120DR	XPA	1120	44.10	0.15	0.34
XPA1132DR	XPA	1132	44.55	0.15	0.34
XPA1140DR	XPA	1140	44.90	0.16	0.34
XPA1150DR	XPA	1150	45.30	0.16	0.34
XPA1155DR	XPA	1155	45.45	0.16	0.35
XPA1157DR	XPA	1157	45.55	0.16	0.35
XPA1175DR	XPA	1175	46.25	0.16	0.35
XPA1180DR	XPA	1180	46.45	0.16	0.35
XPA1190DR	XPA	1190	46.85	0.16	0.36
XPA1200DR	XPA	1200	47.25	0.16	0.36

DRIVE RITE X Wedge - Size List



V-Belt Raw Edge 



Metric			
Section	W - Width (mm)	H - Height (mm)	Weight (Kg/m)
XPZ	10	8	0.07
XPA	13	10	0.12
XPB	17	14	0.22
XPC	22	18	0.38

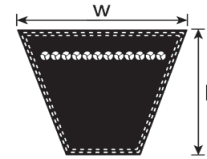
Imperial			
Section	W - Width (in)	H - Height (in)	Weight (lb/inches)
XPZ	25/64	5/16	0.004
XPA	33/64	25/64	0.007
XPB	43/64	35/64	0.012
XPC	55/64	45/64	0.021

DAYCO Part Nr	Section	Ld Datum length (mm)	Ld Datum length (in)	Weight (Kg)	Weight (lbs)
XPA1207DR	XPA	1207	47.50	0.16	0.36
XPA1215DR	XPA	1215	47.85	0.17	0.36
XPA1220DR	XPA	1220	48.05	0.17	0.37
XPA1232DR	XPA	1232	48.50	0.17	0.37
XPA1250DR	XPA	1250	49.20	0.17	0.37
XPA1257DR	XPA	1257	49.50	0.17	0.38
XPA1272DR	XPA	1272	50.10	0.17	0.38
XPA1280DR	XPA	1280	50.40	0.17	0.38
XPA1282DR	XPA	1282	50.45	0.17	0.38
XPA1285DR	XPA	1285	50.60	0.17	0.38
XPA1300DR	XPA	1300	51.20	0.18	0.39
XPA1307DR	XPA	1307	51.45	0.18	0.39
XPA1320DR	XPA	1320	51.95	0.18	0.39
XPA1332DR	XPA	1332	52.45	0.18	0.40
XPA1340DR	XPA	1340	52.75	0.18	0.40
XPA1357DR	XPA	1357	53.40	0.18	0.41
XPA1360DR	XPA	1360	53.55	0.18	0.41
XPA1367DR	XPA	1367	53.80	0.19	0.41
XPA1375DR	XPA	1375	54.15	0.19	0.41
XPA1382DR	XPA	1382	54.40	0.19	0.41
XPA1400DR	XPA	1400	55.10	0.19	0.42
XPA1407DR	XPA	1407	55.40	0.19	0.42
XPA1415DR	XPA	1415	55.70	0.19	0.42
XPA1420DR	XPA	1420	55.90	0.19	0.42
XPA1425DR	XPA	1425	56.10	0.19	0.43
XPA1430DR	XPA	1430	56.30	0.19	0.43
XPA1432DR	XPA	1432	56.40	0.19	0.43
XPA1450DR	XPA	1450	57.10	0.20	0.43
XPA1457DR	XPA	1457	57.35	0.20	0.43
XPA1465DR	XPA	1465	57.70	0.20	0.44
XPA1475DR	XPA	1475	58.05	0.20	0.44
XPA1482DR	XPA	1482	58.35	0.20	0.44
XPA1490DR	XPA	1490	58.65	0.20	0.44

DRIVE RITE X Wedge - Size List



V-Belt Raw Edge 



Metric			
Section	W - Width (mm)	H - Height (mm)	Weight (Kg/m)
XPZ	10	8	0.07
XPA	13	10	0.12
XPB	17	14	0.22
XPC	22	18	0.38

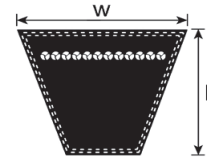
Imperial			
Section	W - Width (in)	H - Height (in)	Weight (lb/inches)
XPZ	25/64	5/16	0.004
XPA	33/64	25/64	0.007
XPB	43/64	35/64	0.012
XPC	55/64	45/64	0.021

DAYCO Part Nr	Section	Ld Datum length (mm)	Ld Datum length (in)	Weight (Kg)	Weight (lbs)
XPA1500DR	XPA	1500	59.05	0.20	0.45
XPA1507DR	XPA	1507	59.35	0.20	0.45
XPA1520DR	XPA	1520	59.85	0.21	0.45
XPA1525DR	XPA	1525	60.05	0.21	0.45
XPA1532DR	XPA	1532	60.30	0.21	0.46
XPA1550DR	XPA	1550	61.00	0.21	0.46
XPA1557DR	XPA	1557	61.30	0.21	0.46
XPA1582DR	XPA	1582	62.30	0.21	0.47
XPA1600DR	XPA	1600	63.00	0.22	0.48
XPA1607DR	XPA	1607	63.25	0.22	0.48
XPA1610DR	XPA	1610	63.40	0.22	0.48
XPA1618DR	XPA	1618	63.70	0.22	0.48
XPA1630DR	XPA	1630	64.15	0.22	0.49
XPA1632DR	XPA	1632	64.25	0.22	0.49
XPA1650DR	XPA	1650	64.95	0.22	0.49
XPA1652DR	XPA	1652	65.05	0.22	0.49
XPA1657DR	XPA	1657	65.25	0.22	0.49
XPA1662DR	XPA	1662	65.45	0.22	0.50
XPA1675DR	XPA	1675	65.95	0.23	0.50
XPA1680DR	XPA	1680	66.15	0.23	0.50
XPA1682DR	XPA	1682	66.20	0.23	0.50
XPA1700DR	XPA	1700	66.95	0.23	0.51
XPA1707DR	XPA	1707	67.20	0.23	0.51
XPA1725DR	XPA	1725	67.90	0.23	0.51
XPA1732DR	XPA	1732	68.20	0.23	0.52
XPA1750DR	XPA	1750	68.90	0.24	0.52
XPA1757DR	XPA	1757	69.15	0.24	0.52
XPA1782DR	XPA	1782	70.15	0.24	0.53
XPA1800DR	XPA	1800	70.85	0.24	0.54
XPA1807DR	XPA	1807	71.15	0.24	0.54
XPA1820DR	XPA	1820	71.65	0.25	0.54
XPA1825DR	XPA	1825	71.85	0.25	0.54
XPA1832DR	XPA	1832	72.15	0.25	0.55

DRIVE RITE X Wedge - Size List



V-Belt Raw Edge 



Metric			
Section	W - Width (mm)	H - Height (mm)	Weight (Kg/m)
XPZ	10	8	0.07
XPA	13	10	0.12
XPB	17	14	0.22
XPC	22	18	0.38

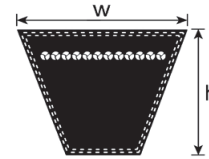
Imperial			
Section	W - Width (in)	H - Height (in)	Weight (lb/inches)
XPZ	25/64	5/16	0.004
XPA	33/64	25/64	0.007
XPB	43/64	35/64	0.012
XPC	55/64	45/64	0.021

DAYCO Part Nr	Section	Ld Datum length (mm)	Ld Datum length (in)	Weight (Kg)	Weight (lbs)
XPA1850DR	XPA	1850	72.85	0.25	0.55
XPA1857DR	XPA	1857	73.10	0.25	0.55
XPA1875DR	XPA	1875	73.80	0.25	0.56
XPA1882DR	XPA	1882	74.10	0.25	0.56
XPA1885DR	XPA	1885	74.20	0.25	0.56
XPA1900DR	XPA	1900	74.80	0.26	0.57
XPA1907DR	XPA	1907	75.10	0.26	0.57
XPA1925DR	XPA	1925	75.80	0.26	0.57
XPA1932DR	XPA	1932	76.05	0.26	0.57
XPA1950DR	XPA	1950	76.75	0.26	0.58
XPA1957DR	XPA	1957	77.05	0.26	0.58
XPA1982DR	XPA	1982	78.05	0.27	0.59
XPA1987DR	XPA	1987	78.25	0.27	0.59
XPA2000DR	XPA	2000	78.75	0.27	0.59
XPA2032DR	XPA	2032	80.00	0.27	0.60
XPA2050DR	XPA	2050	80.70	0.28	0.61
XPA2057DR	XPA	2057	81.00	0.28	0.61
XPA2060DR	XPA	2060	81.10	0.28	0.61
XPA2082DR	XPA	2082	81.95	0.28	0.62
XPA2100DR	XPA	2100	82.70	0.28	0.62
XPA2120DR	XPA	2120	83.45	0.29	0.63
XPA2130DR	XPA	2130	83.85	0.29	0.63
XPA2132DR	XPA	2132	83.95	0.29	0.63
XPA2150DR	XPA	2150	84.65	0.29	0.64
XPA2160DR	XPA	2160	85.05	0.29	0.64
XPA2180DR	XPA	2180	85.85	0.29	0.65
XPA2182DR	XPA	2182	85.90	0.29	0.65
XPA2200DR	XPA	2200	86.60	0.30	0.65
XPA2207DR	XPA	2207	86.90	0.30	0.66
XPA2227DR	XPA	2227	87.70	0.30	0.66
XPA2232DR	XPA	2232	87.85	0.30	0.66
XPA2240DR	XPA	2240	88.20	0.30	0.67
XPA2282DR	XPA	2282	89.85	0.31	0.68

DRIVE RITE X Wedge - Size List



V-Belt Raw Edge DRIVE RITE.



Metric			
Section	W - Width (mm)	H - Height (mm)	Weight (Kg/m)
XPZ	10	8	0.07
XPA	13	10	0.12
XPB	17	14	0.22
XPC	22	18	0.38

Imperial			
Section	W - Width (in)	H - Height (in)	Weight (lb/inches)
XPZ	25/64	5/16	0.004
XPA	33/64	25/64	0.007
XPB	43/64	35/64	0.012
XPC	55/64	45/64	0.021

DAYCO Part Nr	Section	Ld Datum length (mm)	Ld Datum length (in)	Weight (Kg)	Weight (lbs)
XPA2300DR	XPA	2300	90.55	0.31	0.68
XPA2307DR	XPA	2307	90.85	0.31	0.69
XPA2330DR	XPA	2330	91.75	0.31	0.69
XPA2332DR	XPA	2332	91.80	0.31	0.69
XPA2360DR	XPA	2360	92.90	0.32	0.70
XPA2380DR	XPA	2380	93.70	0.32	0.71
XPA2382DR	XPA	2382	93.80	0.32	0.71
XPA2430DR	XPA	2430	95.65	0.33	0.72
XPA2432DR	XPA	2432	95.75	0.33	0.72
XPA2450DR	XPA	2450	96.45	0.33	0.73
XPA2482DR	XPA	2482	97.70	0.33	0.74
XPA2500DR	XPA	2500	98.40	0.34	0.74
XPA2532DR	XPA	2532	99.70	0.34	0.75
XPA2582DR	XPA	2582	101.65	0.35	0.77
XPA2600DR	XPA	2600	102.35	0.35	0.77
XPA2607DR	XPA	2607	102.65	0.35	0.77
XPA2632DR	XPA	2632	103.60	0.35	0.78
XPA2650DR	XPA	2650	104.35	0.36	0.79
XPA2682DR	XPA	2682	105.60	0.36	0.80
XPA2732DR	XPA	2732	107.55	0.37	0.81
XPA2782DR	XPA	2782	109.55	0.37	0.83
XPA2800DR	XPA	2800	110.25	0.38	0.83
XPA2832DR	XPA	2832	111.50	0.38	0.84
XPA2847DR	XPA	2847	112.10	0.38	0.84
XPA2882DR	XPA	2882	113.45	0.39	0.86
XPA2900DR	XPA	2900	114.15	0.39	0.86
XPA2932DR	XPA	2932	115.45	0.39	0.87
XPA2982DR	XPA	2982	117.40	0.40	0.88
XPA3000DR	XPA	3000	118.10	0.40	0.89
XPA3020DR	XPA	3020	118.90	0.41	0.90
XPA3030DR	XPA	3030	119.30	0.41	0.90
XPA3150DR	XPA	3150	124.00	0.42	0.93
XPA3350DR	XPA	3350	131.90	0.45	0.99

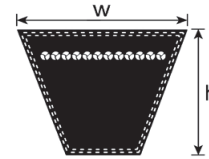


MOVE FORWARD. ALWAYS.™

DRIVE RITE X Wedge - Size List



V-Belt Raw Edge DRIVE RITE.



Metric			
Section	W - Width (mm)	H - Height (mm)	Weight (Kg/m)
XPZ	10	8	0.07
XPA	13	10	0.12
XPB	17	14	0.22
XPC	22	18	0.38

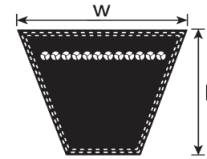
Imperial			
Section	W - Width (in)	H - Height (in)	Weight (lb/inches)
XPZ	25/64	5/16	0.004
XPA	33/64	25/64	0.007
XPB	43/64	35/64	0.012
XPC	55/64	45/64	0.021

DAYCO Part Nr	Section	Ld Datum length (mm)	Ld Datum length (in)	Weight (Kg)	Weight (lbs)
XPA3550DR	XPA	3550	139.75	0.48	1.05
XPB1000DR	XPB	1000	39.40	0.23	0.50
XPB1060DR	XPB	1060	41.75	0.24	0.53
XPB1160DR	XPB	1160	45.70	0.26	0.58
XPB1250DR	XPB	1250	49.25	0.28	0.62
XPB1260DR	XPB	1260	49.65	0.29	0.63
XPB1270DR	XPB	1270	50.00	0.29	0.63
XPB1280DR	XPB	1280	50.40	0.29	0.64
XPB1300DR	XPB	1300	51.20	0.29	0.65
XPB1320DR	XPB	1320	52.00	0.30	0.66
XPB1340DR	XPB	1340	52.80	0.30	0.67
XPB1360DR	XPB	1360	53.55	0.31	0.68
XPB1375DR	XPB	1375	54.15	0.31	0.69
XPB1380DR	XPB	1380	54.35	0.31	0.69
XPB1400DR	XPB	1400	55.15	0.32	0.70
XPB1410DR	XPB	1410	55.55	0.32	0.70
XPB1425DR	XPB	1425	56.10	0.32	0.71
XPB1435DR	XPB	1435	56.50	0.32	0.72
XPB1450DR	XPB	1450	57.10	0.33	0.72
XPB1465DR	XPB	1465	57.70	0.33	0.73
XPB1480DR	XPB	1480	58.30	0.33	0.74
XPB1485DR	XPB	1485	58.50	0.34	0.74
XPB1500DR	XPB	1500	59.10	0.34	0.75
XPB1510DR	XPB	1510	59.45	0.34	0.75
XPB1525DR	XPB	1525	60.05	0.34	0.76
XPB1540DR	XPB	1540	60.65	0.35	0.77
XPB1550DR	XPB	1550	61.05	0.35	0.77
XPB1555DR	XPB	1555	61.25	0.35	0.77
XPB1560DR	XPB	1560	61.45	0.35	0.78
XPB1590DR	XPB	1590	62.60	0.36	0.79
XPB1600DR	XPB	1600	63.00	0.36	0.80
XPB1627DR	XPB	1627	64.10	0.37	0.81
XPB1630DR	XPB	1630	64.20	0.37	0.81

DRIVE RITE X Wedge - Size List



V-Belt Raw Edge 



Metric			
Section	W - Width (mm)	H - Height (mm)	Weight (Kg/m)
XPZ	10	8	0.07
XPA	13	10	0.12
XPB	17	14	0.22
XPC	22	18	0.38

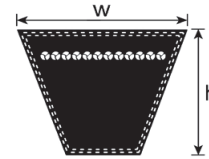
Imperial			
Section	W - Width (in)	H - Height (in)	Weight (lb/inches)
XPZ	25/64	5/16	0.004
XPA	33/64	25/64	0.007
XPB	43/64	35/64	0.012
XPC	55/64	45/64	0.021

DAYCO Part Nr	Section	Ld Datum length (mm)	Ld Datum length (in)	Weight (Kg)	Weight (lbs)
XPB1650DR	XPB	1650	65.00	0.37	0.82
XPB1690DR	XPB	1690	66.55	0.38	0.84
XPB1700DR	XPB	1700	66.95	0.38	0.85
XPB1720DR	XPB	1720	67.75	0.39	0.86
XPB1750DR	XPB	1750	68.90	0.39	0.87
XPB1778DR	XPB	1778	70.00	0.40	0.88
XPB1800DR	XPB	1800	70.90	0.41	0.89
XPB1850DR	XPB	1850	72.85	0.42	0.92
XPB1860DR	XPB	1860	73.25	0.42	0.92
XPB1900DR	XPB	1900	74.80	0.43	0.94
XPB1950DR	XPB	1950	76.80	0.44	0.97
XPB2000DR	XPB	2000	78.75	0.45	0.99
XPB2020DR	XPB	2020	79.55	0.46	1.00
XPB2032DR	XPB	2032	80.00	0.46	1.01
XPB2060DR	XPB	2060	81.10	0.46	1.02
XPB2098DR	XPB	2098	82.60	0.47	1.04
XPB2100DR	XPB	2100	82.70	0.47	1.04
XPB2120DR	XPB	2120	83.50	0.48	1.05
XPB2150DR	XPB	2150	84.65	0.48	1.07
XPB2160DR	XPB	2160	85.05	0.49	1.07
XPB2180DR	XPB	2180	85.85	0.49	1.08
XPB2240DR	XPB	2240	88.20	0.50	1.11
XPB2260DR	XPB	2260	89.00	0.51	1.12
XPB2280DR	XPB	2280	89.80	0.51	1.13
XPB2300DR	XPB	2300	90.55	0.52	1.14
XPB2360DR	XPB	2360	92.95	0.53	1.17
XPB2391DR	XPB	2391	94.15	0.54	1.18
XPB2400DR	XPB	2400	94.50	0.54	1.19
XPB2410DR	XPB	2410	94.90	0.54	1.19
XPB2430DR	XPB	2430	95.70	0.55	1.20
XPB2450DR	XPB	2450	96.50	0.55	1.21
XPB2480DR	XPB	2480	97.65	0.56	1.23
XPB2500DR	XPB	2500	98.45	0.56	1.24

DRIVE RITE X Wedge - Size List



V-Belt Raw Edge **DRIVE RITE**



Metric			
Section	W - Width (mm)	H - Height (mm)	Weight (Kg/m)
XPZ	10	8	0.07
XPA	13	10	0.12
XPB	17	14	0.22
XPC	22	18	0.38

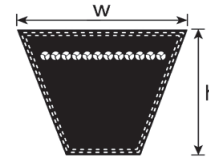
Imperial			
Section	W - Width (in)	H - Height (in)	Weight (lb/inches)
XPZ	25/64	5/16	0.004
XPA	33/64	25/64	0.007
XPB	43/64	35/64	0.012
XPC	55/64	45/64	0.021

DAYCO Part Nr	Section	Ld Datum length (mm)	Ld Datum length (in)	Weight (Kg)	Weight (lbs)
XPB2510DR	XPB	2510	98.85	0.56	1.24
XPB2530DR	XPB	2530	99.65	0.57	1.25
XPB2580DR	XPB	2580	101.60	0.58	1.28
XPB2600DR	XPB	2600	102.40	0.58	1.29
XPB2650DR	XPB	2650	104.35	0.60	1.31
XPB2680DR	XPB	2680	105.55	0.60	1.33
XPB2700DR	XPB	2700	106.30	0.61	1.34
XPB2720DR	XPB	2720	107.10	0.61	1.35
XPB2750DR	XPB	2750	108.30	0.62	1.36
XPB2800DR	XPB	2800	110.25	0.63	1.39
XPB2840DR	XPB	2840	111.85	0.64	1.40
XPB2900DR	XPB	2900	114.20	0.65	1.43
XPB2990DR	XPB	2990	117.75	0.67	1.48
XPB3000DR	XPB	3000	118.15	0.67	1.48
XPB3150DR	XPB	3150	124.05	0.71	1.56
XPB3170DR	XPB	3170	124.80	0.71	1.57
XPB3340DR	XPB	3340	131.50	0.75	1.65
XPB3350DR	XPB	3350	131.90	0.75	1.66
XPB3450DR	XPB	3450	135.85	0.77	1.71
XPB3550DR	XPB	3550	139.80	0.80	1.75
XPC1260DR	XPC	1260	49.65	0.46	1.01
XPC1700DR	XPC	1700	66.95	0.61	1.35
XPC1800DR	XPC	1800	70.90	0.65	1.43
XPC1900DR	XPC	1900	74.80	0.68	1.51
XPC2000DR	XPC	2000	78.75	0.72	1.58
XPC2120DR	XPC	2120	83.50	0.76	1.68
XPC2170DR	XPC	2170	85.45	0.78	1.72
XPC2240DR	XPC	2240	88.20	0.80	1.77
XPC2360DR	XPC	2360	92.95	0.85	1.87
XPC2500DR	XPC	2500	98.45	0.90	1.97
XPC2600DR	XPC	2600	102.40	0.93	2.05
XPC2650DR	XPC	2650	104.35	0.95	2.09
XPC2800DR	XPC	2800	110.25	1.00	2.21

DRIVE RITE X Wedge - Size List



V-Belt Raw Edge **DRIVE RITE**



Metric			
Section	W - Width (mm)	H - Height (mm)	Weight (Kg/m)
XPZ	10	8	0.07
XPA	13	10	0.12
XPB	17	14	0.22
XPC	22	18	0.38

Imperial			
Section	W - Width (in)	H - Height (in)	Weight (lb/inches)
XPZ	25/64	5/16	0.004
XPA	33/64	25/64	0.007
XPB	43/64	35/64	0.012
XPC	55/64	45/64	0.021

DAYCO Part Nr	Section	Ld Datum length (mm)	Ld Datum length (in)	Weight (Kg)	Weight (lbs)
XPC2900DR	XPC	2900	114.20	1.04	2.29
XPC2995DR	XPC	2995	117.95	1.07	2.36
XPC3000DR	XPC	3000	118.15	1.07	2.36
XPC3150DR	XPC	3150	124.05	1.13	2.48
XPC3350DR	XPC	3350	131.90	1.20	2.64
XPC3550DR	XPC	3550	139.80	1.27	2.79

PRODUCTS STORAGE-HANDLING CONDITIONS

- Possibly dry and cool environment
- Better no direct sunlight
- Prevent moisture contamination
- Avoid contamination with solvents or chemicals
- Ideal temperature for storage conditions is < 30°
- Continues high temperature (50°) might significantly reduce belt life
- Humidity is not significantly causing issues
- If properly storage belt shelf life is at least 5 years
- Short belt up to 1,5m can be stored on pegs
- Long belts better to be coiled on shelves for distortion – free

ENVIRONMENT-FRIENDLY AND SAFE USE OF OUR PRODUCTS

Be informed that Dayco Europe S.r.l. (“Dayco Europe”) is seriously committed to safeguard and protect human health and environment and for this reason all products manufactured and put on the market by Dayco Europe comply with Regulation (EC) 1097/2006 – on chemical and their safe use, better known as **REACH**.

REACH is an acronym meaning Registration, Evaluation, Authorisation and Restriction of Chemicals.

In accordance with Article 33(1) of REACH any supplier of a product containing a substance of very high concern (“**SVHC**”) from the current European Chemicals Agency (“**ECHA**”) Candidate List, in concentration above 0.1% weight by weight, shall inform the customer acquiring that product with, at least, the name of the substance.

In accordance with the above provision, Dayco inform its Customers that belts **Drive Rite™ X Raw Edge** contain **Bis (2-ethylhexyl) phthalate (DEHP)**, as SVHC in a concentration above 0.1% weight by weight.



WARNING:
Cancer and Reproductive Harm
www.P65Warnings.ca.gov



MOVE FORWARD. ALWAYS.™

DRIVE RITE - Notes

Lined area for notes, consisting of 25 horizontal lines.